Technical Parameters		
01	Enclosure Color	RAL 7012AE
02	Operating Altitude	≤1000M
03	Operating Environment	Outdoor, wall-mounted
04	Protection Rating	NEMA 1/IP20
05	Wiring Configuration	Bottom Entry & Exit(Cable)
06	Busbar Configuration	Single-phase, 2-wire
07	Rated Voltage	120V
08	Rated Current	100A
09		
10	Dimensions Unit	Inches

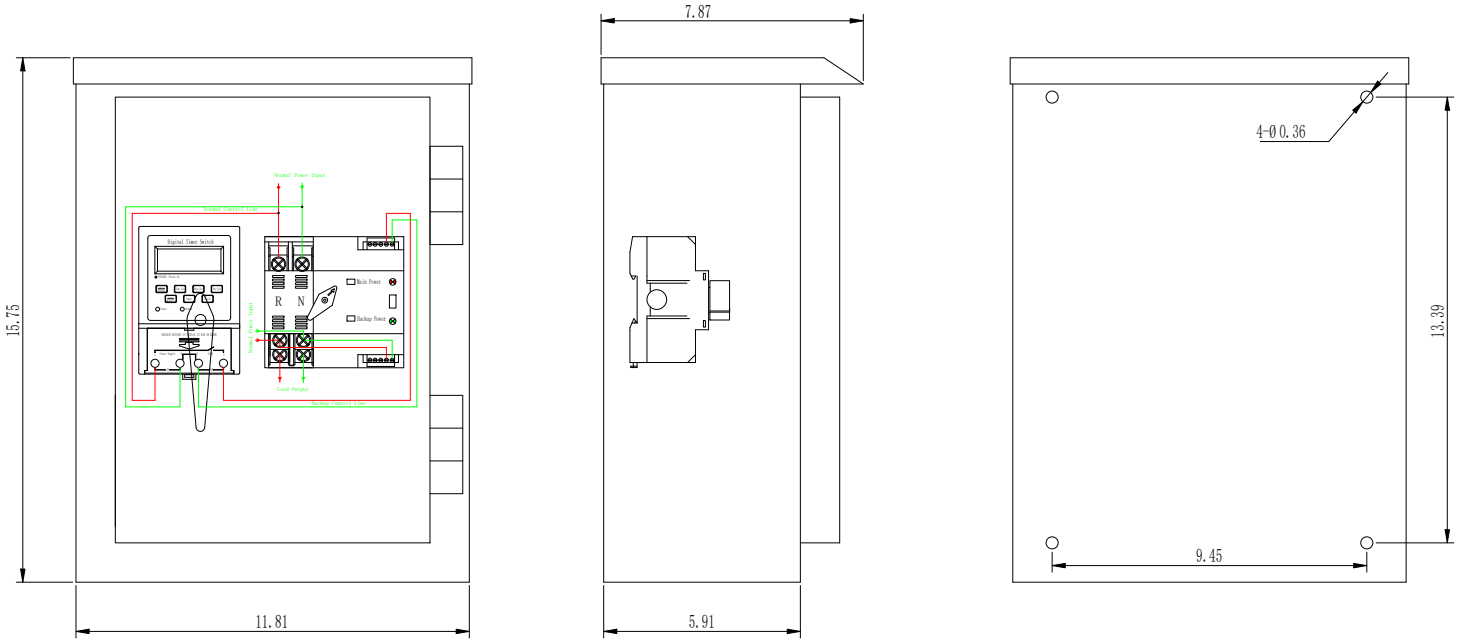

Note:

1. The dual-power transfer switch on the right has an automatic switching function for two input power supplies.

2. The time switch on the left can be configured to control the switching of the dual-power transfer switch during specified time periods.

No.	Name	Type & Spec.	Qty	
05				
04				
03	Digital Timer Switch		1	
02	Enclosure		1	
01	Automatic Transfer Switch		1	

Loan (common) registration

CAD Drawing

Previous Drawing No.

Master Drawing No.

Signature

Date

Project Name	Mark	Number	Changed file num	Signature	Date	Process	Design	Verification	Standardization	Approval	Date
											2025-10-09

General Assembly Drawing

Drawing Name

Number

LARSON MAGNETICS

No. 1 Page

Tot. 1 Page

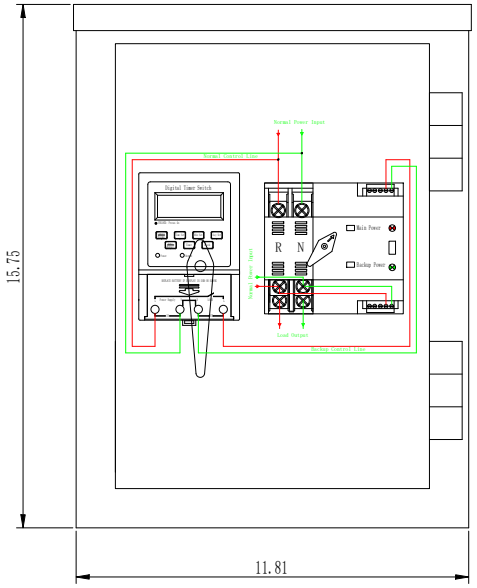

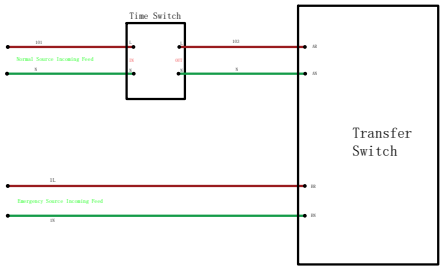

Loan (common) registration											
CAD Drawing											
Previous Drawing No.											
Master Drawing No.											
Signature											
Date											
	Project Name	Mark	Number	Changed file num	Signature	Date	Process		Standardization		Schematic Diagram	Drawing Name		LARSON MAGNETICS	No. 1 Page
							Design		Approval						
							Verification		Date	2025-10-09		Number			Tot. 1 Page