Larson Electronics LLC
9419 E US HWY 175, Kemp, TX 75143
Phone: 800.369.6671

www.LarsonElectronics.com
Email: sales@LarsonElectronics.com
Fax: 903.765.7664

EPL-AEB-24.24.10-N4X-M1

Explosion Proof Junction Box – Zone 1, Group IIC, T3 – 24" x 24" x 10" Internal Dims – Hinged Door – NEMA 4X/IP66 – Surface Mount

Product ID: 338172



Image: EPL-AEB-24.24.10-N4X-M1

Larson Electronics LLC manufactures a wide variety of products, including custom built to spec designs. The pictures displayed for this unit are a general representation of form factor for the product line and may not accurately represent this exact configuration in every detail due to custom builds and changes between similar products in our standard catalog. The specifics for this configuration are listed in the specification table and supporting documentation (CAD files, Dimensional Drawing, Name Plate Diagram, Wiring Diagram, etc.). This means that specific details (receptacles, plugs, wires, connections, mounting brackets, external finishes, etc.) may not be accurately represented in images vs specifications. Please review specifications and do not order based solely on images.

EPL-AEB-24.24.10-N4X-M1 Explosion Proof Enclosure

Listing: NRTL Listed for United States, Canada
Hazardous Location Rating: Class I, Zone 1
Gas Group: Group IIC
Temperature Class: T3
Protection Method: Explosion Proof / Ex d
Ingress Protection: NEMA 4X / IP66
Internal Dimensions: 24" (610mm) L x 24" (610mm) H x 10" (254mm) D
External Dimensions: 29.25" (743mm) L x 29.25" (743mm) H x 14.00" (356mm) D
Weight: 285 lbs (129.27 kg)
Door Type: Hinged
Mounting Plate: Included
Earth Stud: Included
Name Plate: Included
Internal DIN Rail: Included
DIN Rail Capacity: Multiple Terminal Blocks
Splitter Unit Size: 92 x 67 x 25 mm (3.6 x 2.6 x 0.98 in)
Cable Gland Entries – Bottom: 10 Nos NPT 3/4" Explosion Proof Cable Glands + 2 Spare Entries with Blank Plugs
Cable Gland Entries – Top: Optional / Customer Specified
Conduit/Glands: Included
Operating Window: N/A

Features/Ratings

Listed for NEC and CEC
IEC 60079 Compliant
Suitable for Hydrogen/Acetylene Atmospheres

**Conduit seals required within 18" for Group B applications

Replacement Internal Mounting Pan: -

Hinges Included: Yes, Stainless Steel
Hinges Material: Stainless Steel
Internal Mounting Pan Included: Yes
Internal Mounting Pan Taps: Factory Drilled
Internal Mounting Pan Material: Galvanized Steel or Stainless Steel
Internal Mounting Pan Dimensions: 22" x 22" Approx.
Internal Grounding Lug: Included
Breather Plug: Optional
Drain Plug: Optional
Suggested Operator Series: Extended Length
Ambient Operating Temp Range: -30° C to +85°C
Operating Temp Rating: T3
Enclosure Type: Junction Box with Hinged Door
Enclosure Material: 316 Stainless Steel (NEMA 4X Rated)
Hardware: Stainless Steel
Enclosure Finish: Natural Stainless Steel Finish
Mounting: Surface Mount
Mounting Leg Height: 0.25"
Mounting Dimensions Height: 19.38" (492.25mm) Center to Center
Mounting Dimensions Width: 27.38" (695.45mm) Center to Center
Shipping Weight: 340 lbs
Shipping Dimensions: 54"L x 54"W x 24"H
Certifications: ATEX / IECEx / UL / FM
Design Standards: IEC 60079, IEC 60529, API RP-500, API RP-540
Service Life: 30 Years
Warranty: 18 Months Startup / 24 Months Delivery Whichever Comes First
All grounding shall comply with state and local codes and meet the minimum requirements of the National Electronic Code section 250

Special Orders - Special Requirements
Contact us for special requirements
Toll Free: 1-800-369-6671
Intl: 1-903-270-1187
Fax: 1-903-765-7664
E-mail: sales@larsonelectronics.com

The EPL-AEB-24.24.10-N4X-M1 from Larson Electronics is an Explosion Proof Junction Box that provides operators with a Zone 1, Group IIC, T3 rated enclosure designed to safely house electrical and instrumentation equipment within hazardous locations. This explosion proof enclosure features internal dimensions of 24" by 24" by 10" and is ideal for indoor or outdoor applications where flammable gases or vapors exist or have the potential to exist. The unit is constructed with a hinged door design for convenient access during installation and maintenance.

PLEASE NOTE: ANY FREE SHIPPING OFFERS DO NOT APPLY TO EXPLOSION PROOF ENCLOSURES

The EPL-AEB-24.24.10-N4X-M1 explosion proof junction box is designed in accordance with Ex d protection methods and complies with IEC 60079 standards for hazardous area installations. The enclosure carries a NEMA 4X / IP66 rating, providing protection against corrosion, windblown dust, rain, splashing water, hose-directed water, and ice formation. The internal cavity measures approximately 24" in length by 24" in height by 10" in depth and includes a mounting plate, earth stud, name plate, DIN rail, and all necessary fittings and accessories.

This hazardous location junction box is designed for instrumentation and control applications including ICSS, PLC, and Fire & Gas (F&G) signal terminations in oil and gas facilities. The enclosure supports multiple terminal blocks and instrumentation wiring assemblies and includes bottom cable gland entries suitable for hazardous location cable routing. The unit is constructed from corrosion resistant 316 stainless steel for long service life in harsh industrial and coastal environments.

The EPL-AEB-24.24.10-N4X-M1 junction box is designed to safely house terminal blocks, instrumentation wiring, signal distribution assemblies, relays, and other electrical components requiring flameproof protection in Zone 1 hazardous environments. Applications include LNG facilities, petrochemical plants, refineries, offshore platforms, process industries, chemical manufacturing sites, power generation facilities, marine terminals, and other classified hazardous locations.

Click Photos to Enlarge



Click To Enlarge



Click To Enlarge

Larson Electronics can customize each unit with drilled and tapped operator hubs and/or conduit hubs per customer request. Please view the above and below images for orientation. When looking at the top cover (labeled Lid), all four sides are labeled for the orientation when looking at the Lid. All hubs are CNC machined for precision. Please see below specifications table for included taps and dimensional drawing for exact locations.



Click To Enlarge



Click To Enlarge

Construction: The enclosure is built for corrosive and hazardous environments, featuring a heavy-duty hinged door assembly and stainless steel hardware suitable for repeated access. The NEMA 4X / IP66 construction ensures long service life in demanding industrial conditions and marine-adjacent installations.

Customization: Larson Electronics can customize this explosion proof enclosure for compatibility with existing systems, assemblies, workflows, and processes or assist in designing units for new installations. We can add indicator lights, viewing windows, hinges, operator handles, push button switches, emergency stop buttons, selector switches, terminal blocks, relays, PLCs, mounting pans, and other accessories. Customized labels are also available to meet specific project requirements.

Unless otherwise specified in the specification tables and drawing, each unit comes without factory conduit hub taps. Conduit openings can be tapped on all sides and back of the explosion proof enclosure. Tapping of conduit hubs is facilitated at Larson Electronics using a

CNC machine for precise cutting. Larson Electronics offers customization on conduit opening size and locations. Taps include female NPT (National Pipe Thread), female BSPT (British Standard Pipe Thread), and Metric ISO thread. Please contact us for specific requirements. Additional equipment can be provided from factory, including nipples, unions, seal-offs, and operator devices.

Suggested Applications: The EPL-AEB series of explosion proof enclosures are approved for use within indoor and outdoor environments where flammable or combustible gases, vapors, dusts, fibers, and flying exist or stand the potential to exist, and is ideal for a wide variety of applications.

Applications include but not limited to aircraft maintenance, alcohol processing, aerospace, chemical manufacturing, coke processing, cold storage, compressed natural gas (CNG) facilities, cranes, cryogenics, distilleries, food processing, fuel storage, gas processing plants, grain processing, laboratories, liquefied natural gas (LNG) facilities, liquid propane gas (LPG), machine operations, manufacturing, marine vessels, methane production, mining, offshore, oil drilling rigs, oil refineries, paint spray booths, paper processing, petrochemical, petroleum refineries, pharmaceuticals, power plants, production refineries, sand blast cabinets, sewage and septic tanks, shipyards, solvent and cleaning areas, storage facilities, tank farms, tankers, textile, washdown areas, waste treatment plants, and woodworking. Click here to read the NEC description for explosion proof and hazardous locations.

At Larson Electronics, we do more than meet your lighting needs. We also provide replacement, retrofit, and upgrade parts as well as industrial grade power accessories. Our craftsmen can custom build any lighting system and/or accessories to fit the unique demands of your operation. A commitment to honesty, quality, and dependability has made Larson Electronics a leader in the lighting and electronics business since 1973. Contact us today at 800-369-6671 or message sales@larsonelectronics.com for more information about our custom options tailored to meet your specific industry needs.

Larson Electronics LLC
9419 E US HWY 175, Kemp, TX 75143
Phone: 800.369.6671

www.LarsonElectronics.com
Email: sales@LarsonElectronics.com
Fax: 903.765.7664



Larson Electronics LLC
9419 E US HWY 175, Kemp, TX 75143
Phone: 800.369.6671

www.LarsonElectronics.com
Email: sales@LarsonElectronics.com
Fax: 903.765.7664

Frequently Asked Questions (FAQ)

There are no Faqs