Larson Electronics LLC
9419 E US HWY 175, Kemp, TX 75143
Phone: 800.369.6671

www.LarsonElectronics.com
Email: sales@LarsonElectronics.com
Fax: 903.498.3364

MPD-MT-RMU.6U-T.20A-BBT-ST4.7SQ-CZ-T-R1

1 Phase Buck & Boost Step-Down Rack Mounted Transformer, 208V Primary - 230V Secondary, 20 Amps, 50/60Hz, (2) 25A Dual Row 4-Position Covered Screw Terminal Strips, NEMA 3R

Product ID: 313764



Larson Electronics LLC manufactures a wide variety of products, including custom built to spec designs. The pictures displayed for this unit are a general representation of form factor for the product line and may not accurately represent this exact configuration in every detail due to custom builds and changes between similar products in our standard catalog. The specifics for this configuration are listed in the specification table and supporting documentation (CAD files, Dimensional Drawing, Name Plate Diagram, Wiring Diagram, etc.). This means that specific details (receptacles, plugs, wires, connections, mounting brackets, external finishes, etc.) may not be accurately represented in images vs specifications. Please review specifications and do not order based solely on images.

MPD-MT-RMU.6U-T.20A-BBT-ST4.7SQ-CZ-T-R1 Buck and Boost Step-Up Rack Mounted Transformer
Line-in Cord: N/A
Line-in: (1) Dual Row 4-Position Covered Screw Terminal Strip 25A [600V]
Primary Voltage (V): 208V AC
Primary Phase (PH): 1-Phase (1PH)
Primary Frequency (HZ): 50/60 Hz (50/60-cycles)
Primary Panel: N/A
Primary Breaker(s): (1) 20A 2P MCB [250V]
Primary Outlet(s): N/A
Primary Protection: MCB Circuit Breaker
Transformer (KVA): 4.77KVA 208V to 230V 1PH BBT N3R
Secondary Voltage (V): 230V AC
Secondary Phase (PH): 1-Phase (1PH)
Secondary Frequency (HZ): 50/60 Hz (50/60-cycles)
Secondary Panel: N/A
Secondary Breaker(s): N/A
Secondary Outlet(s): (1) Dual Row 4-Position Covered Screw Terminal Strip 25A [600V]
Secondary Protection: N/A
Form Factor: 6U 19" Rack Mount
Enclosure Material: Steel
Finish: Powder Coated - Black
Mounting: 19" Standard Server Rack (6U Unit)
Dimensions: 19"-W x 14"-D x 10.5"-H (482.6mm-W x 355mm-D 265mm-H)
Weight: (*Please note that weight is approximate and subject to change*) 45 lb

Ratings

Max Primary OCP: 20A @ 208V
Max Secondary Output: 20A @ 230V
NRTL Listed for United States
NRTL Certified for Canada
Black Powder Coated Steel Enclosure
Meets or Exceeds NEMA ST-20 Standards
NRTL Certified to CSA C22.2 No. 14
Buck and Boost Step-Up Transformer
Low Profile Front Mounted Handles

Powder Coat Finish Standards:
Complies with ASTM D-523
Complies with ASTM D-3359
Complies with ASTM D-522
Complies with ASTM D-3363
Complies with ASTM D-2794

Special Orders - Special Requirements
Contact us for special requirements
Toll Free: 1-800-369-6671
Intl: 1-214-616-6180
E-mail: sales@larsonelectronics.com

The MPD-MT-RMU.6U-T.20A-BBT-ST4.7SQ-CZ-T-R1 from Larson Electronics is a Single Phase Step-Down Buck and Boost Rack Mounted

Transformer that is powerful, reliable, and designed with the environment in mind. Suitable for server rack applications, the MPD-MT-RMU.6U-T.20A-BBT-ST4.7SQ-CZ-T-R1 provides increased reliability, higher efficiency, protection against critical equipment failures, and an extra level of protection by isolating the power source from the connected device. The lower operating costs, lower heat emissions, and lower cost of ownership make this transformer ideal for a wide range of applications and businesses. The MPD-MT-RMU.6U-T.20A-BBT-ST4.7SQ-CZ-T-R1 is a 6 rack units (6U) tall and is for a 19-inch standard rack mount.

PLEASE NOTE: ANY FREE SHIPPING OFFERS DO NOT APPLY TO LIGHT MASTS, LIGHT TOWERS, OR TRIPODS

Operation:

- Primary Voltage: 208V AC 1PH
- Primary Panel: N/A
- Primary Breaker(s): (1) 20A 2P MCB [250V]
- Primary Outlet(s): N/A
- Transformer: 4.77KVA 208V to 230V 1PH BBT N3R
- Secondary Voltage: 230V AC 1PH
- Secondary Panel: N/A
- Secondary Breaker(s): N/A
- Secondary Outlet(s): (1) Dual Row 4-Position Covered Screw Terminal Strip 25A [600V]

*See specification table at the top of the page for more information about the power distribution system.

Transformer Features: The MPD-MT-RMU.6U-T.20A-BBT-ST4.7SQ-CZ-T-R1 buck and boost transformer is a single phase unit with a 4.77 kVA rating and a primary voltage of 208V AC using a maximum of 20 amps on the primary side. This step-down rack mounted transformer has a secondary voltage of 230V AC and provides up to 20 amps available on the secondary side. Featuring robust construction, this unit's cores are manufactured with non-aging, cold-rolled silicon steel laminations using state of the art technology.

This unit boasts a low cost of ownership and is highly energy efficient. Lower heat emissions mean less cooling is needed as well. The black powder coated steel enclosure makes the unit suitable for mounting in a 19" standard rack mount. A pair of low profile handles on the front of the enclosure make installation and removal a simple task while still allowing server rack doors to close. The MPD-MT-RMU.6U-T.20A-BBT-ST4.7SQ-CZ-T-R1 features a 130°C insulation with a 80°C temperature rise.

Construction: The windings in the MPD-MT-RMU.6U-T.20A-BBT-ST4.7SQ-CZ-T-R1 are formed from high quaility magnetic copper wire help to improve performance. The close tolerances used during manufacturing also eliminates burrs which hinder performance. Each core is specially coated to prevent the ingress of moisture and are electrically balanced to minimize axial forces during short circuit situations. Buck and boost transformers are designed to maximize the performance and life of electrical equipment. The MPD-MT-RMU.6U-T.20A-BBT-ST4.7SQ-CZ-T-R1 is encapsulated in silica sand and resin, and cased in a black powder coated steel enclosure. NEMA 4, NEMA 4X, and NEMA 12 enclosures are available upon request.

Benefits: The MPD-MT-RMU.6U-T.20A-BBT-ST4.7SQ-CZ-T-R1 buck/boost step-up transformer offers many benefits to the consumer. Buck/boost transformers pass the majority of the load voltage directly through the transformer, only transforming a small percentage of the load. Due to this technology, a smaller and quieter step-up transformer is manufactured and uses less materials. This provides owners with significant energy savings as well as offering environmental benefits.

Higher efficiency not only extends the life of the transformer, but also turn into cost savings for owners in the form of lower energy bills and decreased cost of ownership. Installation and maintenance costs are reduced due to the smaller form factor, and less overall space requirements are decreased. In addition, these step-up transformers operate quieter than a standard autotransformer of the

same capacity.
Mounting: This rack mounted transformer is designed to be mounted inside server racks. The MPD-MT-RMU.6U-T.20A-BBT-ST4.7SQ-CZ-T-R1 is a 6U unit which allows it to fit in a 19" standard rack mount. The front located handles assist in inserting and removing the transformer while having a low enough profile to allow server rack doors to close.
Wiring/Connections: The MPD-MT-RMU.6U-T.20A-BBT-ST4.7SQ-CZ-T-R1 features a inlet terminal strip and an outlet terminal strip on the secondary side. The inlet terminal strip is a 25-amp dual row 4-position covered screw terminal strip and the outlet terminal strip is a 25-amp dual row 4-position covered screw terminal strip. The primary side is protected by a 20-amp 2 pole breaker.
Applications: Server rack buck/boost applications.
Limitations: While there are many benefits to a buck/boost transformer, there are some limitations to consider. This transformer will only transformer voltage, it will not convert phases, it will not create even legs between line 1 and line 2 (L1 and L2 WILL be UNEVEN), has no circuit isolation, and does not create a neutral for applications where a neutral is not already present. If any of these limitations apply to you, you will need a standard transformer. Please see below link for our standard line of industrial transformers or our line of phase converters.
Note on Phases: This buck/boost transformer is a single phase step-up transformers. For three phase transformers, click on the following links:
Three Phase Delta Buck/Boost Transformers
Three Phase Wye Buck/Boost Transformers
Larson Electronics is a manufacturer and as such can build stationary and portable transformer systems to your specifications. Although we carry several models of power distribution transformer systems, we can deliver custom ordered units almost as quickly as our prebuilt units. If this model does not meet your needs, please contact us at 1-800-369-6671 or sales@larsonelectronics.com to discuss your specific requirements.

REV	DESCRIPTION	DATE
A	PDU CREATE	01/14/2025

MPD-MT-RMU.6U-T.20A-BBT-ST4.7SQ-CZ-T-R1

LARSON ELECTRONICS®

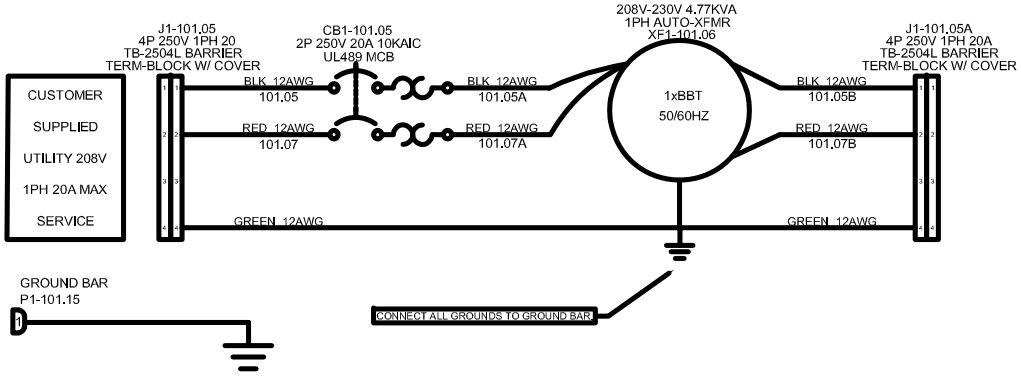

USE THIS DIAGRAM (FIGURE H) FOR INTERNAL WIRING OF TRANSFORMER

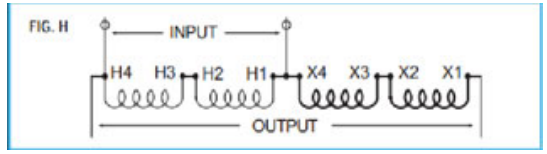

TAGS	QTY	CATALOG	DESCRIPTION
J1-101.05 J1-101.05A	2	UNV00014079	TB-2504L 250V 20A 4P BARRIER TERM-BLOCK WITH COVER
CB1-101.05	1	UNV00017853	20A 2P 250V 10KA UL489 DIN RAIL MOUNT BREAKER
P1-101.15	1	UNV00013942C	GROUND BAR KIT 14 AWG TO 4 AWG
XF1-101.06	1	UNV00008989	1PH 4.77KVA BUCK BOOST TRANSFORMER 208/230V

LARSON ELECTRONICS

9419 E US HWY 175,
KEMP, TX 75143

TITLE: MPD-MT-RMU.6U-T.20A-BBT-ST4.7SQ-CZ-T-R1

DRAWN BY	DATE	REV
D. DOWNS	01/14/2025	A
CHECKED BY	SHEET #	DRAWING #
	1 OF 2	101

REV	DESCRIPTION	DATE
A	PDU CREATE	01/14/2025

MPD-MT-RMU.6U-T.20A-BBT-ST4.7SQ-CZ-T-R1

LARSON ELECTRONICS®

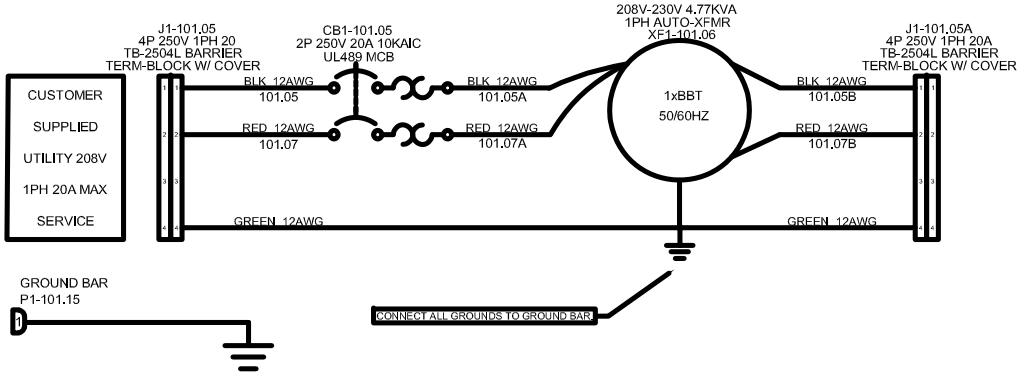

USE THIS DIAGRAM (FIGURE H) FOR INTERNAL WIRING OF TRANSFORMER

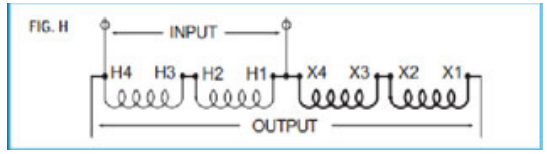

TAGS	QTY	CATALOG	DESCRIPTION
J1-101.05 J1-101.05A	2	UNV00014079	TB-2504L 250V 20A 4P BARRIER TERM-BLOCK WITH COVER
CB1-101.05	1	UNV00017853	20A 2P 250V 10KA UL489 DIN RAIL MOUNT BREAKER
P1-101.15	1	UNV00013942C	GROUND BAR KIT 14 AWG TO 4 AWG
XF1-101.06	1	UNV00008989	1PH 4.77KVA BUCK BOOST TRANSFORMER 208/230V

LARSON ELECTRONICS

9419 E US HWY 175,
KEMP, TX 75143

TITLE: MPD-MT-RMU.6U-T.20A-BBT-ST4.7SQ-CZ-T-R1

DRAWN BY	DATE	REV
D. DOWNS	01/14/2025	A
CHECKED BY	SHEET #	DRAWING #
	1 OF 2	101


MISTER
LARSON ELECTRONICS
MT-RMU-6U-BBT-208V-240V-10.94A-L6.15
ON
OFF
15 AMP
240 OUTPUT
208 INPUT
WARNING
Hazardous voltage can shock, burn or cause death. Disconnect all input power before installing or maintaining this equipment.
General Purpose Transformer


MISTER
LARSON ELECTRONICS
ON
OFF
15 AMP
240 OUTPUT
208 INPUT
WARNING




MT-RMU-6U-BBT-208V-240V-10.94A-L6.15
Phase: Single Phase
Frequency: 50/60 Hz
Input Voltage: 208V AC
Primary Amps: 12.41A @ 208V
kVA: 2.58
Output Voltage: 240V AC
Secondary Amps: 10.94A @ 240V
Inlet Plug: Flange Mounted NEMA L6-15 Plug
Insulation: 130°C
Temperature Rise: 80°C
Enclosure Rating: NEMA 3R
NRTL Listed for U.S. & Canada
Meets or Exceeds NEMA ST-20 Standards
Certified ISO 9001 : 2015 Quality System
LARSON ELECTRONICS
A46

Certification

Manufacturer: Larson Electronics LLC
Address: 9419 US-HWY 175
Kemp, Texas 75143

Declare the following equipment conforms to the standard(s) as listed:

Model: MGL, MPD, MGS, WAL Series
Description: Power Distribution Systems

Evaluated Listings:

ETL: UL 1640 - NEC / United States standards
ETL: CAN/CSA-C22.2 No. 14 – CEC / Canada standards

The MGL, MPD, MGS, WAL Series are certified to NEC and CEC standards for power distribution systems. These units are constructed using individual components certified to NEC and CEC standards, and are built to UL 1640 and CAN/CSA C22.2 No 14.

Signed for and on behalf of: Larson Electronics, LLC
Place of issue: Kemp, TX
Date of issue: September 11, 2019

Signature: James Thomas

Name: James Thomas
Position: Operations Manager

LARSON ELECTRONICS LLC • 9419 E US HWY 175 • KEMP, TX 75143
p: 1-800-369-6671 • intl: 903-498-3363 • f: 903-498-3364 • sales@larsonelectronics.com

Certification

Manufacturer: Larson Electronics LLC
Address: 9419 US-HWY 175
Kemp, Texas 75143

Declare the following equipment conforms to the statements(s) as listed:

Model: MGL, MPD, MGS, WAL Series
Description: Power Distribution Systems

The MGL, MPD, MGS, WAL Series from Larson Electronics LLC utilize components certified to NEC and CEC standards. Larson Electronics LLC specifies wiring device standard designations (e.g. NEMA 5-20R, NEMA L6-30R, CS8265C) in the electrical diagrams and spec sheet of each product. Unless specified, the brands of components used, which may vary based on availability at the time of build, include but are not limited to: Hubbell, Leviton, Molex, Daniel Woodhead, Legrand, Eaton, Thomas & Betts, Russel Stroll, Meltric, Mennekes, ABB Group, Emerson, Appleton, Crouse Hinds, Killark, R.Stahl, or other certified equipment manufacturers.

Signed for and on behalf of: Larson Electronics, LLC
Place of issue: Kemp, TX

Signature: James Thomas

Name: James Thomas
Position: Operations Manager

LARSON ELECTRONICS LLC • 9419 E US HWY 175 • KEMP, TX 75143
p: 1-800-369-6671 • intl: 903-498-3363 • f: 903-498-3364 • sales@larsonelectronics.com

TECHNICAL INFORMATION

POWDURA® POLYESTER TGIC
POWDER COATING

PRODUCT DESCRIPTION

PLR2-60002
RAL 5010 GENT BLUE

POWDURA® Polyester TGIC Powder Coatings are recommended for a broad range of interior/exterior functional and decorative applications.

Advantages:

- Provides excellent overbake resistance
- Good chemical resistance
- Very good outdoor exposure qualities
- Wide range of special effects available
- Available in a broad range of colors

Many applications, including:
Steel Furniture
Refrigeration
Electronic Cabinetry
Scaffolding
Electrical Equipment
Instrument Housings

Appliances
Sporting Goods

Storage: Powdura® Powder Coatings should be kept in a dry and cool area at temperatures below 80°F (27°C). When not in use, store powder in sealed containers: fine powders are hygroscopic.

Substrate Preparation: Substrate should be free of grease, oil, dirt, fingerprints, drawing compounds, any contamination, and surface preparation treatments to ensure optimum adhesion and coating performance properties. The use of a chemical conversion coating prior to the application of a powder coating is strongly recommended.

Testing: Due to the wide variety of substrates, surface preparation methods, application methods, and environments, the customer should test the complete system for adhesion, compatibility and performance prior to full-scale application.

CAUTIONS

Thoroughly review product SDS prior to using this product. Please consult your local sales representative or your local Sherwin-Williams facility for additional information.

Special Advisory: River texture type finishes are unique finishes that may vary with application, film thickness and cure conditions. Light colors and very dark colors may occasionally show colored specks that appear as contamination. This is the nature of this type of finish and cannot be predicted or controlled. Thorough cleaning is required when switching to a normal smooth powder coating to prevent craters in the smooth finish.

APPLICATION

Cure Schedule:	10 MIN @ 400F
Film Thickness Range(mils):	3.0-5.0

ATTRIBUTES

Specific Gravity(g/ml):	1.72
Coverage at 1.0 Mil(ft^2/lb):	112.4
60° Gloss: (ASTM D-523)	15-30
Adhesion: (ASTM D-3359)	5B
Flexibility: (ASTM D-522)	Pass 1/8"
Pencil Hardness: (ASTM D-3363)	H-2H
Impact Resistance(in.lb): (ASTM D-2794)	Dir 100 in-lbs Rev 100 in-lbs

Note: Performance measured using 24-gauge Bonderite® 1000 test panels.

Shelf Life:	12 Months

Sherwin-Williams recommends that all material be used in FIFO order (first in - first out). Materials that exceed the recommended shelf life should be tested prior to use.

Note:
Product Data Sheets are periodically updated to reflect new information relating to the product. It is important that the customer obtain the most recent Product Data Sheet for the product being used. The information, rating and opinions stated above pertain to the material currently offered and represent the results of tests believed to be reliable. However, due to variations in customer handling and methods of application, which are not known, or under our control, The Sherwin-Williams Company cannot make any warranties or guaranties as to the end results.

08 00

Grove City Product Mod

24-Mar-2020

Material Safety Data Sheet

To Whom It May Concern,

Larson Electronics LLC MGL, MPD, MGS, WAL Series industrial line of portable power distribution systems are considered "ARTICLES" under 29 CFR 1910-1200, the OSHA Hazard Communication Standard, and do not require a Material Safety Data Sheet (MSDS).

Articles are specifically exempt from the regulations of this standard. OSHA defines an article as follows:

1910-1200(c) – Article means a manufactured item other than a fluid or particle:

i. Which is formed to a specific shape or design during manufacture;
ii. Which has end use function(s) dependent in whole or in part upon its shape or design during end use; and
iii. Which under normal conditions does not release more than very small quantities.

Regards,

Ray Smith
Larson Electronics, LLC.

LARSON ELECTRONICS LLC • 9419 E US HWY 175 • KEMP, TX 75143
p: 1-800-369-6671 • intl: 903-498-3363 • f: 903-498-3364 • sales@larsonelectronics.com

<- Back

Product Description

Title:	STAGE & STUDIO PORTABLE WIRING COMPARTMENTS
Company:	LARSON ELECTRONICS LLC - Kemp, TX USA
Product Information:	Power Distribution System, Model Nos. MGL, MPD, MGS, WAL series; Followed by AAK-PBB.FFF-SCC.GGG-EEXCCC.DDD; Where AA = 2,3,5,7,9,15,20,25,30,45,50,75; BB = 1P, 3P; FFF = 480,240,208,120; CC = 1P,3P; GGG = 480,240,208,120; EE = # of outlets; CCC = voltage; DDD = outlet amperage.
Evaluated to the following:	A representative sample of the listed devices have been tested, investigated and found to comply with the requirements of the Standard(s) for Stage & Studio Portable Wiring Compartments (UL-1640) and are identified with the ETL Listed Mark.

<- Back

Contact Us

Americas+1-888-347-5478
(or +1-312-906-7801)
Email
dirlist@intertek.com

Intertek Home
Product Directories

Inspector Center

Get up-to-date information on everything from our Accreditations to our Certifications and Marks. Learn more...

News

Intertek Unveils New Design for Product Safety and Quality Certification Marks. Learn more...

© 2010 Intertek All Rights Reserved.
All other product or service names are the property of their respective owners.

intertek
Total Quality. Assured.



<- Back

Product Description

Title:	INDUSTRIAL CONTROL EQUIPMENT
Company:	LARSON ELECTRONICS LLC - Kemp, TX USA
Product Information:	Industrial Control Panels For General Use. Power Distribution System, Model Nos. MGL, MPD, MGS series; Followed by AAK-PBB.FFF-SCC.GGG-EEXCCC.DDD; Where AA = 2,3,5,7,9,15,20,25,30,45,50,75; BB = 1P, 3P; FFF = 480,240,208,120; CC = 1P,3P; GGG = 480,240,208,120; EE = # of outlets; CCC = voltage; DDD = outlet amperage.
Evaluated to the following:	A representative sample of the listed devices have been tested, investigated and found to comply with the requirements of the Standard(s) for Industrial Control Equipment (CAN/CSA-C22.2 No. 14) and are identified with the cETL Listed Mark.

<- Back

Contact Us

ETL listed products that are in doubt or for products that do not appear in the directory, please request a verification of certification.
Americas+1-888-347-5478 (or +1-847-660-7407)
Email
etldirectory@intertek.com

Intertek Home
Product Directories
DLP on mobile devices

Inspector Center

Get up-to-date information on everything from our Accreditations to our Certifications and Marks. Learn more...

News

Intertek Unveils New Design for Product Safety and Quality Certification Marks. Learn more...

© 2010 Intertek All Rights Reserved.
All other product or service names are the property of their respective owners.

Certification

Manufacturer: Larson Electronics LLC
Address: 9419 US-HWY 175
Kemp, Texas 75143

Declare the following equipment conforms to the standard(s) as listed:

Model: MGL, MPD, MGS, WAL Series
Description: Power Distribution Systems

The MGL, MPD, MGS, WAL series complies with the below standards set forth by the listed Association's requirements. Purchased and manufactured components are evaluated to Larson Electronics LLC Quality Control Management system per ISO 9001:2015. This certification applies to all specimens manufactured in accordance to the manufacture's drawings.

Evaluated Standards:

AISC: Structural steel skid design
NFPA 70: National Electrical Code
ASTM A36: Standard Specification for Carbon Structural Steel
ASTM A123: Standard Specification for Zinc (Hot-Dip Galvanized) Coatings on Iron and Steel Products
ASTM A153: Standard Specification for Zinc Coating (Hot-Dip) on Iron and Steel Hardware
ASTM A489: Standard Specification for Carbon Steel Lifting Eyes
ASTM A502: Standard Specification for Rivets, Steel, Structural
ASTM A563: Standard Specification for Carbon and Alloy Steel Nuts
ASTM A500: Standard Specification for Cold-Formed Welded and Seamless Carbon Steel Structural Tubing in Rounds and Shapes
ASTM B172: Standard Specification for Rope-Lay-Stranded Copper Conductors Having Bunch-Stranded Members, for Electrical Conductors
ASTM D7803: Standard Practice for Preparation of Zinc (Hot-Dip Galvanized) Coated Iron and Steel Product and Hardware Surfaces for Powder Coating
SAE J429: Mechanical and Material Requirements for Externally Threaded Fasteners
AWS D1.1: Structural Welding – Steel
ICEA S-58-679: Standard for Control, Instrumentation and Thermocouple Extension Conductor Identification
ICEA S-75-381: Portable and Power Feeder Cables for Use in Mines and Similar Applications
NEMA OFP 1-2017: Protection of Receptacle Outlets in Wet Locations According to the National Electrical Code

LARSON ELECTRONICS LLC • 9419 E US HWY 175 • KEMP, TX 75143
p: 1-800-369-6671 • intl: 903-498-3363 • f: 903-498-3364 • sales@larsonelectronics.com

NEMA PB 1-2011: Panelboards
NEMA ST 20-2014: Dry Type Transformers for General Applications
NEMA WD 1-1999 (R2015): General Color Requirements for Wiring Devices
ANSI C80.1-2015: American National Standard for Electric Rigid Steel Conduit
ANSI C119.4-2016: American National Standard for Electric Connectors
ANSI Z535.4-2011: American National Standard for Product Safety Signs and Labels
ANSI/IEC 60529-2004 (R2011): American National Standard for Degrees of Protection Provided by Enclosures (IP Code)

Signed for and on behalf of: Larson Electronics, LLC
Place of issue: Kemp, TX

Signature: James Thomas

Name: James Thomas
Position: Operations Manager

LARSON ELECTRONICS LLC • 9419 E US HWY 175 • KEMP, TX 75143
p: 1-800-369-6671 • intl: 903-498-3363 • f: 903-498-3364 • sales@larsonelectronics.com

Certification

Manufacturer: Larson Electronics LLC
Address: 9419 US-HWY 175
Kemp, Texas 75143

Declare the following equipment conforms to the standard(s) as listed:

Model: MGL, MPD, MGS, WAL Series
Description: Power Distribution Systems

Evaluated Listings:

CE: DIRECTIVE 2014/35/EU - LOW VOLTAGE DIRECTIVE
CE: DIRECTIVE 2014/30/EU - EMC DIRECTIVE
CE: Regulation (EC) No 1907/2006 - REACH REGULATION
CE: DIRECTIVE 2015/863/EU - ROHS DIRECTIVE

The MGL, MPD, MGS, WAL series complies with the essential protection requirements of the European Parliament of the Council Directive for Low Voltage Directive, EMC Directive, REACH Regulation, and RoHS Directive. This certification applies to all specimens manufactured in accordance to the manufacture's drawings.

Signed for and on behalf of: Larson Electronics, LLC
Place of issue: Kemp, TX

Signature: James Thomas

Name: James Thomas
Position: Operations Manager

LARSON ELECTRONICS LLC • 9419 E US HWY 175 • KEMP, TX 75143
p: 1-800-369-6671 • intl: 903-498-3363 • f: 903-498-3364 • sales@larsonelectronics.com

Certification

Manufacturer: Larson Electronics LLC
Address: 9419 US-HWY 175
Kemp, Texas 75143

Declare the following equipment conforms to the standard(s) as listed:

Model: MGL, MPD, MGS, WAL Series
Description: Power Distribution Systems

Evaluated Listings:

CE: Regulation (EC) No 1907/2006 - REACH REGULATION
CE: DIRECTIVE 2015/863/EU - ROHS DIRECTIVE

This is to certify that products offered by Larson Electronics LLC comply with the Reduction of Hazardous Substances (RoHS) directives. Directive 2002/95/EC became effective on 1 July 2006. It restricts the use of six substances in the manufacture of electrical and electronic equipment. This directive was revised in June 2011 and is now referred to as directive 2011/65/EU. Directive 2015/863/EU amending Annex II to Directive 2011/65/EU announced plans to add four substances from 22 July 2019.

We hereby certify that the equipment specified above conforms to the Directive(s) by containing less of the restricted substances than the stated limits.

Signed for and on behalf of: Larson Electronics, LLC
Place of issue: Kemp, TX

Signature: James Thomas

Name: James Thomas
Position: Operations Manager

LARSON ELECTRONICS LLC • 9419 E US HWY 175 • KEMP, TX 75143
p: 1-800-369-6671 • intl: 903-498-3363 • f: 903-498-3364 • sales@larsonelectronics.com

Certification

Manufacturer: Larson Electronics LLC
Address: 9419 US-HWY 175
Kemp, Texas 75143

Declare the following equipment conforms to the standard(s) as listed:

Model: MGL, MPD, MGS, WAL Series
Description: Power Distribution Systems

Evaluated Listings:

CE: Regulation (EC) No 1907/2006 - REACH REGULATION

This letter establishes the opinion of Larson Electronics LLC regarding the status, under the current European Union (“EU”) Regulations on Registration, Evaluation, Authorization, and Restriction of Chemical Substances (“REACH”).

REACH does not apply to manufactured products which are referred to as “completed articles”. Substances (chemicals) are subject to REACH registration, NOT products.

In addition, Articles are exempt from the REACH requirements if (a) the Article does not contain a substance of very high concern or candidate substance in an amount exceeding 0.1% weight by weight, and (b) if substances present in the Article in excess of 1 ton per year per importer are not expected nor intended to be released.

Based on communication with our raw material suppliers, we conclude that to the best of our knowledge our products requiring REACH compliance do not contain any of the currently listed SVHC in concentrations of 0.1% or above.

Accordingly, we foresee no registration or pre-registration requirement for the products we supply.

Signed for and on behalf of: Larson Electronics, LLC
Place of issue: Kemp, TX

Signature: James Thomas

Name: James Thomas
Position: Operations Manager

LARSON ELECTRONICS LLC • 9419 E US HWY 175 • KEMP, TX 75143
p: 1-800-369-6671 • intl: 903-498-3363 • f: 903-498-3364 • sales@larsonelectronics.com

Frequently Asked Questions (FAQ)