Larson Electronics LLC
9419 E US HWY 175, Kemp, TX 75143
Phone: 800.369.6671

www.LarsonElectronics.com
Email: sales@LarsonElectronics.com
Fax: 903.765.7664

EPL-AEB-12.8.14-BP-M1-TB-10X-UT2.5

Explosion Proof Junction Box - C1D1 - (10) Terminal Blocks, (2) 2" Bottom Hubs - Surface Mount - N3R

Product ID: 339104

Please see last page for supporting documentation for this product (certificates, CAD files & drawings, IES files, wiring diagrams, etc).

Larson Electronics LLC manufactures a wide variety of products, including custom built to spec designs. The pictures displayed for this unit are a general representation of form factor for the product line and may not accurately represent this exact configuration in every detail due to custom builds and changes between similar products in our standard catalog. The specifics for this configuration are listed in the specification table and supporting documentation (CAD files, Dimensional Drawing, Name Plate Diagram, Wiring Diagram, etc.). This means that specific details (receptacles, plugs, wires, connections, mounting brackets, external finishes, etc.) may not be accurately represented in images vs specifications. Please review specifications and do not order based solely on images.

EPL-AEB-12.8.14-BP-M1-TB-10X-UT2.5 Explosion Proof Enclosure

Listing: NRTL Listed for United States, Canada
Internal Dimensions: 12.00" (305 mm) L x 8.00" (203 mm) H x 14.00" (356 mm) D
External Dimensions: 12.50" (318 mm) L x 8.50" (216 mm) H x 14.50" (368 mm) D
Weight: TBD
Maximum Conduit Size: 2” NPT
Total Hub Quantity: (2) 2" NPT Hubs
Lid (Top) Hubs: 0
North Side Hubs: 0
South Side Hubs: 0
East Side Hubs: 0
West Side Hubs: 0

Bottom (Back/Base) Hubs: (2) 2" NPT Hubs

Conduit: Operator Provided
Backplate: Included
Internal Terminal Blocks: (10) Screw-Type Terminal Blocks
Terminal Block Wire Range: #6 AWG
Operating Window: N/A
Hinges Included: No
Hinges Material: N/A
Internal Mounting Pan Included: N/A
Internal Mounting Pan Taps: N/A
Internal Mounting Pan Material: N/A
Internal Mounting Pan Dimensions: N/A
Internal Grounding Lug: N/A
Breather Plug: N/A
Drain Plug: N/A
Suggested Operator Series: Long Length
Ambient Operating Temp Range: -30Â° C to +85Â°C
Operating Temp Rating: T5/T6 Rated
Enclosure Material: Copper Free Cast Aluminum (less than 4/10 of 1%)
Hardware Material: Zinc Plated Steel
Enclosure Finish: Aluminum Lacquer Paint; Custom Available
Mounting: Surface Mount Legs
Mounting Leg Height: 0.25"
Mounting Dimensions Height: TBD

Features/Ratings

Listed for NEC and CEC
Class I, Divisions 1 & 2, Groups B**, C, D
Class I, Zones 1 & 2, Groups IIB+H2, IIA
Class II, Divisions 1 & 2, Groups E, F, G
Class III, Divisions 1 & 2
NEMA 3R, 4, 7, 9
NRTL Certified to UL 886
NRTL Certified to UL 698
NRTL Certified to UL 1203
NRTL Certified to CSA C22.2 No 30

**Conduit seals required within 18" for Group B applications

Special Orders - Special Requirements

Contact us for special requirements
Toll

Mounting Dimensions Width: TBD
Shipping Weight: TBD
Shipping Dimensions: TBD
All grounding shall comply with state and local codes and meet the minimum requirements of the National Electronic Code section 250

Free: 1-800-369-6671
Intl: 1-903-270-1187
Fax: 1-903-765-7664
E-mail: sales@larsonelectronics.com

The EPL-AEB-12.8.14-BP-M1-TB-10X-UT2.5 from Larson Electronics is an Explosion Proof Junction Box that provides operators with a Class I and II, Divisions 1 and 2 cast aluminum enclosure designed for hazardous locations where flammable gases, vapors, or combustible dusts may be present. This enclosure is suitable for indoor and outdoor installations requiring a rugged explosion-proof wiring enclosure.

PLEASE NOTE: ANY FREE SHIPPING OFFERS DO NOT APPLY TO EXPLOSION PROOF ENCLOSURES

The EPL-AEB-12.8.14-BP-M1-TB-10X-UT2.5 is constructed of copper-free cast aluminum with zinc-plated steel hardware and a weatherproof gasket, providing NEMA 3R, NEMA 4, NEMA 7, and NEMA 9 protection. The enclosure measures 12.50" x 8.50" x 14.50" externally and is equipped with (2) 2" NPT conduit hubs located on the bottom. The enclosure includes (10) internal screw-type terminal blocks that accept #6 AWG conductors, making it ideal for power distribution, signal termination, and field wiring applications. Message sales@larsonelectronics.com for more information or call us today at 800-369-6671.

This explosion-proof junction box is designed to house terminal blocks and electrical connections in hazardous environments while providing a secure enclosure for junction, pull, splice, and distribution applications. The supplied backplate allows convenient mounting of the internal terminal blocks and associated electrical components.

Click Photos to Enlarge



Click To Enlarge



Click To Enlarge

Larson Electronics can customize each unit with drilled and tapped operator hubs and/or conduit hubs per customer request. Please view the above and below images for orientation. When looking at the top cover (labeled Lid), all four sides are labeled for the orientation when looking at the Lid. All hubs are CNC machined for precision. Please see below specifications table for included taps and dimensional drawing for exact locations.



Click To Enlarge



Click To Enlarge

Construction: This enclosure is certified for NEC and CEC hazardous locations and is suitable for Class I, Division 1 & 2, Groups B, C, D and Class II, Division 1 & 2, Groups E, F, G environments. The cast aluminum construction provides excellent corrosion resistance and durability for demanding industrial installations. The enclosure is surface mounted and features a gasketed cover to maintain its environmental protection rating.

Customization: Larson Electronics can customize this explosion proof enclosure for compatibility with existing systems, assemblies, work flows and processes or assist in designing units for new installation. We can add indicator lights, windows, hinges, operator handles, push button switches, momentary push button switches, emergency stop push buttons, selector switches, on/off switches, terminal blocks, relays, PLCs, mounting pans and more. Customized labels are also available for each operator in order to meet various requirements.

Unless otherwise specified in the specification tables and drawing, each unit comes without factory conduit hub taps. Conduit openings can be tapped on all sides and back of the explosion proof enclosure. Tapping of conduit hubs is facilitated at Larson Electronics using a CNC machine for precise cutting. Larson Electronics offers customization on conduit opening size and locations. Taps include female NPT (National Pipe Thread), female BSPT (British Standard Pipe Thread), and Metric ISO thread. Please contact us for specific requirements. Additional equipment can be provided from factory, including nipples, unions, seal-offs, and operator devices.

Suggested Applications: This explosion-proof junction box is approved for use in hazardous locations where flammable gases, vapors, dusts, fibers, or flyings may be present. Typical applications include oil and gas facilities, petrochemical plants, chemical processing, offshore platforms, power generation, wastewater treatment, mining operations, grain processing, marine installations, pharmaceutical facilities, food processing plants, manufacturing facilities, refineries, LNG/LPG facilities, paint spray booths, and other industrial environments requiring explosion-proof electrical junction and termination enclosures.

Applications include but not limited to aircraft maintenance, alcohol processing, aerospace, chemical manufacturing, coke processing, cold storage, compressed natural gas (CNG) facilities, cranes, cryogenics, distilleries, food processing, fuel storage, gas processing plants, grain processing, laboratories, liquefied natural gas (LNG) facilities, liquid propane gas (LPG), machine operations, manufacturing, marine vessels, methane production, mining, offshore, oil drilling rigs, oil refineries, paint spray booths, paper processing, petrochemical, petroleum refineries, pharmaceuticals, power plants, production refineries, sand blast cabinets, sewage and septic tanks, shipyards, solvent and cleaning areas, storage facilities, tank farms, tankers, textile, washdown areas, waste treatment plants, and woodworking. Click here to read the

NEC description for explosion proof and hazardous locations.

At Larson Electronics, we do more than meet your lighting needs. We also provide replacement, retrofit, and upgrade parts as well as industrial grade power accessories. Our craftsmen can custom build any lighting system and/or accessories to fit the unique demands of your operation. A commitment to honesty, quality, and dependability has made Larson Electronics a leader in the lighting and electronics business since 1973. Contact us today at 800-369-6671 or message sales@larsonelectronics.com for more information about our custom options tailored to meet your specific industry needs.

Larson Electronics LLC
9419 E US HWY 175, Kemp, TX 75143
Phone: 800.369.6671

www.LarsonElectronics.com
Email: sales@LarsonElectronics.com
Fax: 903.765.7664

Frequently Asked Questions (FAQ)

There are no Faqs

Export Control Classification Number (ECCN): EAR99

Links (Click on the below items to view):

- **ISO 9001 Certification**(http://larsonelectronics.com/images/pdfdocs/ISO9001.PDF)
- **Business Certificate**(https://www.larsonelectronics.com/images/pdfdocs/w9.PDF)
- **Shipping Time Map**(https://www.larsonelectronics.com/images/product/ShippingTimeMap/ShippingTimeMap.pdf)