30 Million Candlepower Handheld Spotlight
7" Lens - 55 Watt HID - 5000 Lumens - Spot / Flood Combo
Instruction Manual

Thank you for your purchase of the Larson Electronics HL-85-HID-CPR.

WARNING:

READ CAREFULLY BEFORE INSTALLING FIXTURE. RETAIN THESE INSTRUCTIONS FOR FUTURE REFERENCE.
CRITICAL SAFETY INSTRUCTIONS:

- INSTALLATION SHOULD ONLY BE CONDUCTED BY A QUALIFIED ELECTRICIAN IN ACCORDANCE WITH NEC AND ANY RELEVANT LOCAL BUILDING CODES.
- RISK OF FIRE OR ELECTRIC SHOCK. FIXTURE INSTALLATION REQUIRES KNOWLEDGE OF FIXTURE'S ELECTRICAL SYSTEMS. IF NOT QUALIFIED, CONTACT A QUALIFIED ELECTRICIAN.
- BE CERTAIN ELECTRICAL POWER IS OFF BEFORE AND DURING INSTALLATION AND MAINTENANCE.
- MAKE SURE THE SUPPLY VOLTAGE IS THE SAME AS THE FIXTURE'S RATED VOLTAGE.
- TO PREVENT WIRING DAMAGE OR ABRASION, DO NOT EXPOSE WIRING TO EDGES OF SHEET METAL OR SHARP OBJECTS. SUITABLE FOR DAMP LOCATIONS.

IMPORTANT

READ CAREFULLY BEFORE INSTALLING THIS FIXTURE. SAVE THESE INSTRUCTIONS FOR FUTURE REFERENCE. THE HL-85-HID-CPR MUST BE WIRED IN ACCORDANCE WITH NATIONAL ELECTRICAL CODE AND ALL APPLICABLE LOCAL CODES. PROPER GROUNDING IS REQUIRED FOR SAFETY.

WE STRONGLY ENCOURAGE ONLY A LICENSED ELECTRICIAN INSTALL, OPERATE AND MAINTAIN THIS PRODUCT. IF YOU ARE NOT QUALIFIED OR UNFAMILIAR WITH ANY ASPECT OF THIS INSTRUCTION SHEET, CONSULT AN ELECTRICIAN. THERE ARE NO SERVICEABLE PARTS INSIDE.

WARNING: MAKE SURE POWER IS TURNED **OFF** BEFORE STARTING THE INSTALLATION OR PERFORMING ANY MAINTENANCE.

RISK OF FIRE/ELECTRIC SHOCK – DISCONNECT POWER AT BREAKER BEFORE INSTALLING OR SERVICING.
RISK OF PERSONAL INJURY – FIXTURE MAY BECOME UNSTABLE OR DAMAGED IF NOT INSTALLED PROPERLY.
RISK OF BURN – ALLOW FIXTURE TO COOL BEFORE SERVICING.

Never place spotlight face down when light is on. Doing so could burn/ignite surfaces such as seats, carpeting, etc. and cause major property damage. Always turn spotlight off when not in use.

Avoid direct eye exposure the light source when light is on. **DO NOT** shine light into the face of someone else.
DO NOT touch lens of light when on or recently on. The lens/cooling fins will be hot after long periods.
DO NOT allow children to handle or operate this light.
DO NOT use this product for other than its intended use.
DO NOT operate in close proximity of combustible or flammable materials.
DO NOT attempt to operate this light if cord, plug, battery, lens or any part of the light is damaged or corroded.

WARNING:

USER SHOULD BE TRAINED IN THE PROPER USE AND MAINTENANCE OF THIS DEVICE. THIS LINE CORD IS INTENDED TO ALLOW OPERATORS TO EXTEND POWER TO EQUIPMENT WHEN STATIONARY OUTLETS ARE NOT READILY AVAILABLE.

IMPROPER USE OF THIS CORD, PLUG, AND RECEPTACLE CAN LEAD TO SERIOUS INJURIES OR DEATH TO PERSONNEL.

PERIODIC INSPECTION OF THE CORD IS NECESSARY.

THE CORD MUST BE ROUTINELY CHECKED FOR CUTS, BREAKS, OR ANY SEVERE ABRASIONS, AND IF ANY ARE FOUND, THE CORD MUST BE REPLACED BEFORE RESUMING USE.

When your number one priority is simply getting as much light as possible to an area, HID lights can`t be beat. The HL-85-HID-CPR super bright handheld spotlight boasts an intense 5,000 lumen output and a tightly focused beam that reaches over 5,000 feet. Rustproof, shockproof, and IP65 rated waterproof, the HL-85-HID-CPR is ideal hunting, hiking, camping, security and military applications as well as for boating and marine use. Larson Electronics offers this light in a 7" reflector size. This light operates on 12 or 24 volts DC and includes a 16 foot coil cord with cigarette plug for connection to vehicles, boats ATV`s and similar vehicles.

WIRING

Standard pigtail(flying leads) wiring

We strongly encourage a licensed electrician install this product, in all locations especially in outdoor areas where weatherproofing may be required. Universal voltage driver permits operation at 12/24V DC.

Warning: *Check product label for correct input voltage!*

Attach supply line wires to the appropriate light fixture wires as shown in the diagram ➔

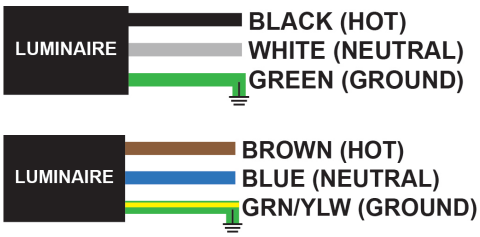

Secure each pair of wires according to the diagram. Utilize a junction box or similar device and take precautionary steps for weatherproofing all connections if installed in a location where water may come in contact with the unit. Ensure the unit is properly grounded and that wiring is done according to all local and national electrical/building codes.

Standard Cord Cap

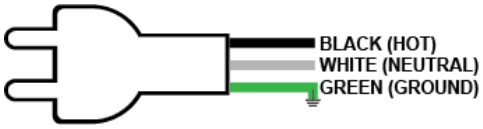

This unit comes pre-wired from factory with the selected cord cap. Take precautionary steps for weatherproofing all connections if installed in a location where water may come in contact with the unit. All outdoor installations and indoor installations near a wet location require the use of a GFCI device for safety, according to the National Electrical Code® (NEC). Ensure the unit is properly grounded.

Low Voltage DC

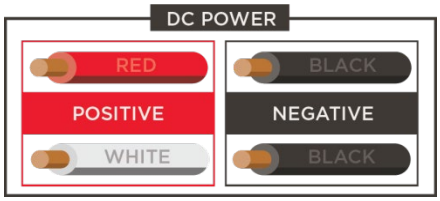

Connect power to power supply outputting low voltage between 9-42 Volts DC. This variable voltage allows greater versatility without affecting light output. Ensure deutsch connectors are properly connected (If applicable)

DETACHABLE CORDS

- Cord is attached via a weatherproof 2-pin Deutsch connector.
- The cord is detachable by depressing the tab on the top of the connectors. This enables the operator to remove and store the light while leaving the cord connected to the power source.
- Additional or replacement cords can be ordered from our website. Contact us or visit LarsonElectronics.com for more information.

POWER

1. The spotlight can be plugged into a cigarette plug socket, attached directly to low voltage DC batteries, etc.
2. Each unit is designed to work on 12-24 volts DC. This variable voltage allows the light to be connected to consumer vehicles and other non-standard power supplies such as military vehicles and heavy equipment.

   PLEASE NOTE: *There is no difference in light output between voltages.*
3. Power transformers (DCP-11-DP) can be purchased through our website to run this spotlight from household wall outlets.



MOUNTING

1. These units are handheld via the pistol grip handle, but can be mounted via the 3/8-16" brass nut fastener embedded into the base of the handle.
2. We offer a 100LB magnetic base (MM-2) for magnetic mounting, and a permanent mounting plate with swiveling and tilting bracket (PMB-4X4) for permanent mounting.

MAINTENANCE

Caution: To avoid personal injury, disconnect power to the light and allow the unit to cool down before performing maintenance.

Warning: No user serviceable parts inside of fixture. Risk of electric shock. Removal of the lens will void the warranty.

1. Perform visual, mechanical and electrical inspections on a regular basis. We recommend routine checks to be made on a yearly basis. Frequency of use and environment should determine this. It is recommended to follow an Electrical Preventive Maintenance Program as described in NFPA 70B: Recommended practice for Electrical Equipment.
2. The lens should be cleaned periodically as needed to ensure continued photometric performance. Clean the lens with a damp, non-abrasive, lint-free cloth. If not sufficient, use mild soap or a liquid cleaner.
3. Inspect the cooling fins on the luminaire to ensure that they are free of any obstructions or contamination (i.e. excessive dust build-up). Clean with a non-abrasive cloth if needed.
4. Do not operate if the lens is cracked or damaged. All fasteners should be properly seated.

USE AND CARE

Unauthorized modification may impair the function and/or safety of this device and could affect the life of the equipment. Always check for damaged or worn out parts before using the device. Store it in a secure place out of the reach of children when not in use. Inspect for good working condition prior to storage and before re-use.

REPLACEMENT PARTS

The HL-85-HID-CPR is designed to provide years of reliable performance. Should the need for replacement parts arise, please contact Larson Electronics.

THESE INSTRUCTIONS MAY NOT COVER ALL DETAILS OR VARIATIONS OF THIS PRODUCT FOR YOUR EQUIPMENT OR INSTALLATION REQUIREMENTS. SHOULD FURTHER INFORMATION NOT COVERED BY THESE INSTRUCTIONS BE REQUIRED, PLEASE CONTACT LARSON ELECTRONICS BY EMAIL AT SALES@LARSONELECTRONICS.COM OR BY PHONE AT 1-800-369-6671 FOR FURTHER ASSISTANCE.

PLEASE VISIT LARSONELECTRONICS.COM FOR **WARRANTY** AND **RETURN** INFORMATION.