IES FLOOD REPORT
PHOTOMETRIC FILENAME : EPL-SBDL-V2-50RT-24-1227-60DB-50K.IES

DESCRIPTIVE INFORMATION (From Photometric File)

IESNA:LM-63-2002
[TEST] 173027
[TESTLAB] RADIANT IMAGING PROSOURCE
[TESTDATE] 06-10-2017
[ISSUEDATE] 06-10-2017
[MANUFAC] LARSON ELECTRONICS LLC
[LUMCAT] EPL-SBDL-V2-50RT-24-1227-60DB-50K
[MORE] IRON X SERIES
[LUMINAIRE] CLASS 1 DIV 1 EXPLOSION PROOF LED DOCK LIGHT, LOW PROFILE
[MORE] 60 DEGREE BEAM, 120-277V AC 50/60 HZ, 5000K
[LAMP] CREE CXB1512
[LAMPPOSITION] 0,0
[OTHER] EVERFINE GO-R5000 V2
[_SEARCH _SOURCETYPE] LED
[_SEARCH_APPLICATION] INDOOR, OUTDOOR, HARBOR, INDUSTRIAL, WATER TREATMENT, OIL FIELD, REFINERY, HIGH
[_SEARCH _MOUNTING] CEILING, SURFACE
[_SEARCH _CERTIFICATION] NEC, UL
[_SEARCH_COLORTEMP] 5000K
[_SEARCH_CRI] 85
[_SEARCH _CLASSIFICATION] CLASS I, CLASS II, DIVISION 1, DIVISION 2, GROUP C, GROUP D, GROUP E, GROUP F, GR

Note: Candela values converted from Type-C to Type-B

CHARACTERISTICS



NEMA Type	6 H x 6 V
Maximum Candela	5449.61
Maximum Candela Angle	0H 1V
Horizontal Beam Angle (50%)	55.7
Vertical Beam Angle (50%)	56.3
Horizontal Field Angle (10%)	109.6
Vertical Field Angle (10%)	108.9
Lumens Per Lamp	6054.13 (1 lamp)
Total Lamp Lumens	6054.13
Beam Lumens	2921
Beam Efficiency	48 %
Field Lumens	5818
Field Efficiency	96 %
Spill Lumens	276
Luminaire Lumens	6093
Total Efficiency	101 %
Total Luminaire Watts	48.98
Ballast Factor	1.00

Photometric Toolbox Professional Edition - Copyright 2002-2015 by Lighting Analysts, Inc.
Calculations based on published IES Methods and recommendations, values rounded for display purposes.
Results derived from content of manufacturers photometric file.

IES FLOOD REPORT
PHOTOMETRIC FILENAME : EPL-SBDL-V2-50RT-24-1227-60DB-50K.IES

AXIAL CANDELA

DEG.	HOR.	DEG.	VERT.
90	.06	90	0
85	.22	85	.71
75	15.95	75	19.81
65	41.59	65	44.17
55	292.61	55	489.64
47.5	1042.11	47.5	1265.37
42.5	1476.52	42.5	1606.22
37.5	1711.91	37.5	1824.03
33	1944.77	33	2123.49
29	2325.25	29	2581.05
25.5	2773.74	25.5	3067.43
22.5	3204.44	22.5	3514.94
19.5	3651.63	19.5	3964.42
17	4022.4	17	4324.7
15	4299.15	15	4585.09
13	4557.79	13	4818.94
11	4782.48	11	5014.14
9	4976.81	9	5174.3
7	5134.68	7	5296.69
5	5260.99	5	5386.43
3	5346.15	3	5448.23
1	5397.79	1	5449.61
0	5410.7	0	5410.7
-1	5417.88	-1	5446.48
-3	5401.83	-3	5415.09
-5	5363.18	-5	5352.33
-7	5298.44	-7	5268.63
-9	5209.14	-9	5150.42
-11	5092.2	-11	5006.05
-13	4944.82	-13	4825.07
-15	4759.88	-15	4584.97
-17	4545.13	-17	4364
-19.5	4225.35	-19.5	4023.59
-22.5	3799.02	-22.5	3577.18
-25.5	3356.85	-25.5	3119.95
-29	2839.15	-29	2628.21
-33	2319.8	-33	2168.59
-37.5	1909.62	-37.5	1841.49
-42.5	1669	-42.5	1601.86
-47.5	1402.27	-47.5	1245.61
-55	680.62	-55	484.33
-65	51.45	-65	46.98
-75	25.64	-75	21.9
-85	3.52	-85	1.24
-90	0	-90	.1

Photometric Toolbox Professional Edition - Copyright 2002-2015 by Lighting Analysts, Inc.
Calculations based on published IES Methods and recommendations, values rounded for display purposes.
Results derived from content of manufacturers photometric file.

IES FLOOD REPORT
PHOTOMETRIC FILENAME : EPL-SBDL-V2-50RT-24-1227-60DB-50K.IES

CANDELA TABULATION
Maximum Candela = 5449.61
Beam Edge = 2724.805 Cd (50% of Max.)
Field Edge = 544.961 Cd (10% of Max.)
* Indicates Values Inside Field Edge

Vert. Angles	Horizontal Angles									
	-90.0	-85.0	-75.0	-65.0	-55.0	-47.5	-42.5	-37.5	-33.0	-29.0
90.0	0.00	0.04	0.11	0.14	0.07	0.02	0.01	0.03	0.04	0.06
85.0	0.00	0.07	0.28	0.72	0.74	0.77	0.89	1.19	1.42	1.67
75.0	0.00	0.13	2.29	6.29	9.32	11.52	12.85	15.46	17.64	19.30
65.0	0.00	0.48	6.07	15.68	23.60	29.13	32.61	36.25	38.80	41.02
55.0	0.00	0.95	10.85	25.51	37.87	44.90	51.08	64.15	118.65	198.47
47.5	0.00	1.45	14.31	32.80	47.21	84.09	204.01	398.03	589.32 *	772.31 *
42.5	0.00	1.77	16.46	36.66	56.75	229.70	478.28	742.23 *	976.77 *	1180.75 *
37.5	0.00	2.10	18.55	38.83	99.13	465.18	779.85 *	1092.98 *	1325.97 *	1489.29 *
33.0	0.00	2.37	20.33	41.67	181.98	678.71 *	1043.66 *	1353.47 *	1540.35 *	1640.33 *
29.0	0.00	2.62	21.57	43.57	274.37	871.25 *	1247.99 *	1519.17 *	1654.79 *	1763.33 *
25.5	0.00	2.82	22.50	45.38	358.47	1014.13 *	1390.10 *	1610.31 *	1744.00 *	1876.20 *
22.5	0.00	2.99	23.27	46.61	410.65	1115.23 *	1485.66 *	1671.89 *	1823.37 *	2010.79 *
19.5	0.00	3.13	23.92	47.94	492.22	1200.04 *	1539.47 *	1734.52 *	1911.97 *	2164.04 *
17.0	0.00	3.23	24.37	48.76	543.63	1257.55 *	1576.11 *	1770.59 *	1993.82 *	2316.81 *
15.0	0.00	3.30	24.73	49.42	580.75 *	1296.89 *	1602.58 *	1800.31 *	2064.94 *	2438.23 *
13.0	0.00	3.36	24.97	50.07	607.43 *	1327.68 *	1623.21 *	1825.72 *	2122.93 *	2561.51 *
11.0	0.00	3.56	25.23	50.60	629.95 *	1353.10 *	1635.56 *	1849.59 *	2190.58 *	2638.64 *
9.0	0.00	3.55	25.43	51.12	649.91 *	1374.73 *	1647.96 *	1871.27 *	2236.44 *	2711.85 *
7.0	0.00	3.54	25.57	51.46	665.28 *	1389.93 *	1657.45 *	1890.02 *	2269.34 *	2769.52 *
5.0	0.00	3.54	25.83	51.65	675.78 *	1399.01 *	1664.88 *	1900.61 *	2298.58 *	2812.62 *
3.0	0.00	3.53	25.75	51.83	686.88 *	1408.83 *	1672.79 *	1908.68 *	2316.53 *	2835.94 *
1.0	0.00	3.52	25.68	51.58	682.71 *	1404.46 *	1670.26 *	1911.52 *	2323.57 *	2844.44 *
0.0	0.00	3.52	25.64	51.45	680.62 *	1402.27 *	1669.00 *	1909.62 *	2319.80 *	2839.15 *
-1.0	0.00	3.52	25.68	51.63	682.50 *	1403.56 *	1670.10 *	1912.04 *	2325.55 *	2846.82 *
-3.0	0.00	3.54	25.75	51.99	686.24 *	1406.12 *	1672.30 *	1910.27 *	2322.14 *	2842.53 *
-5.0	0.00	3.55	25.82	51.87	674.77 *	1394.30 *	1663.96 *	1903.35 *	2306.99 *	2821.91 *
-7.0	0.00	3.56	25.57	51.72	663.95 *	1383.08 *	1656.04 *	1894.01 *	2280.88 *	2783.76 *
-9.0	0.00	3.57	25.44	51.35	648.32 *	1366.30 *	1645.68 *	1875.25 *	2253.53 *	2732.49 *
-11.0	0.00	3.58	25.25	50.74	627.27 *	1344.34 *	1631.62 *	1852.94 *	2210.36 *	2663.66 *
-13.0	0.00	3.39	25.01	50.15	603.26 *	1317.88 *	1616.45 *	1828.17 *	2143.92 *	2591.20 *
-15.0	0.00	3.34	24.78	49.41	578.13 *	1284.59 *	1595.15 *	1799.91 *	2083.10 *	2466.17 *
-17.0	0.00	3.27	24.43	48.68	541.92	1244.30 *	1564.73 *	1771.28 *	2010.95 *	2342.21 *
-19.5	0.00	3.18	24.00	47.82	489.38	1187.59 *	1523.38 *	1730.97 *	1919.19 *	2188.48 *
-22.5	0.00	3.04	23.36	46.39	410.97	1101.59 *	1464.10 *	1665.14 *	1824.14 *	2023.48 *
-25.5	0.00	2.89	22.58	45.29	356.12	1001.27 *	1365.87 *	1592.99 *	1739.64 *	1878.56 *
-29.0	0.00	2.69	21.63	43.54	273.75	858.06 *	1224.04 *	1492.55 *	1641.32 *	1756.88 *
-33.0	0.00	2.43	20.30	41.70	185.60	671.20 *	1020.95 *	1319.85 *	1506.80 *	1621.68 *
-37.5	0.00	2.15	18.65	39.18	105.31	455.87	761.20 *	1060.85 *	1285.13 *	1449.99 *
-42.5	0.00	1.82	16.71	36.52	59.16	230.69	468.90	718.36 *	943.50 *	1137.10 *
-47.5	0.00	1.50	14.67	32.65	47.05	92.09	206.03	382.83	571.39 *	740.60 *
-55.0	0.00	0.99	11.18	25.87	37.98	45.14	51.81	73.43	129.84	201.22
-65.0	0.00	0.51	6.57	16.36	24.06	29.60	32.75	36.43	38.83	41.45
-75.0	0.00	0.15	2.51	7.09	10.11	12.35	13.90	16.59	18.56	20.13
-85.0	0.00	0.07	0.33	0.88	0.96	1.10	1.29	1.58	1.80	2.03
-90.0	0.00	0.05	0.15	0.20	0.10	0.02	0.01	0.03	0.05	0.06

Photometric Toolbox Professional Edition - Copyright 2002-2015 by Lighting Analysts, Inc.
Calculations based on published IES Methods and recommendations, values rounded for display purposes.
Results derived from content of manufacturers photometric file.

IES FLOOD REPORT
PHOTOMETRIC FILENAME : EPL-SBDL-V2-50RT-24-1227-60DB-50K.IES

CANDELA TABULATION - (Cont.)

Vert. Angles	Horizontal Angles									
	-25.5	**-22.5**	**-19.5**	**-17.0**	**-15.0**	**-13.0**	**-11.0**	**-9.0**	**-7.0**	**-5.0**
90.0	0.07	0.08	0.07	0.06	0.05	0.05	0.04	0.03	0.03	0.02
85.0	1.88	2.04	1.95	1.84	1.74	1.63	1.59	1.43	1.27	1.11
75.0	20.83	21.85	22.05	21.96	21.92	21.75	21.60	21.39	21.13	20.98
65.0	42.88	44.28	45.36	45.84	46.14	46.32	46.33	46.18	45.91	45.54
55.0	280.77	348.17	407.88	447.94	480.36	498.43	508.68	516.62	519.81	517.54
47.5	917.87 *	1025.81 *	1124.23 *	1195.62 *	1223.08 *	1246.45 *	1265.07 *	1275.86 *	1282.24 *	1284.20 *
42.5	1323.50 *	1428.61 *	1496.90 *	1544.76 *	1576.94 *	1589.14 *	1596.79 *	1605.92 *	1611.93 *	1614.10 *
37.5	1583.33 *	1642.25 *	1699.20 *	1735.88 *	1766.28 *	1789.34 *	1806.62 *	1818.77 *	1830.65 *	1833.18 *
33.0	1722.80 *	1794.22 *	1868.46 *	1934.96 *	1988.19 *	2043.39 *	2088.41 *	2115.35 *	2131.67 *	2142.70 *
29.0	1857.03 *	1973.49 *	2097.43 *	2221.92 *	2324.40 *	2424.65 *	2507.34 *	2556.75 *	2590.91 *	2607.11 *
25.5	2023.01 *	2190.01 *	2395.41 *	2571.71 *	2707.42 *	2836.29 *	2950.52 *	3035.73 *	3078.58 *	3103.76 *
22.5	2225.23 *	2444.44 *	2687.83 *	2900.53 *	3067.24 *	3216.92 *	3354.15 *	3473.67 *	3525.44 *	3558.06 *
19.5	2457.48 *	2730.07 *	3001.50 *	3237.59 *	3425.52 *	3591.87 *	3742.28 *	3877.73 *	3966.89 *	3999.97 *
17.0	2658.62 *	2969.19 *	3277.18 *	3511.86 *	3704.85 *	3887.04 *	4053.00 *	4197.42 *	4315.28 *	4357.19 *
15.0	2818.13 *	3155.58 *	3485.28 *	3738.29 *	3929.88 *	4105.63 *	4285.26 *	4434.14 *	4558.59 *	4627.59 *
13.0	2966.91 *	3333.26 *	3678.28 *	3945.74 *	4138.52 *	4309.98 *	4486.96 *	4643.53 *	4764.87 *	4845.71 *
11.0	3103.79 *	3495.35 *	3856.22 *	4137.49 *	4342.38 *	4515.09 *	4663.69 *	4811.58 *	4931.00 *	5023.60 *
9.0	3191.36 *	3619.90 *	4019.65 *	4305.31 *	4512.92 *	4686.30 *	4831.73 *	4951.84 *	5062.04 *	5143.89 *
7.0	3267.94 *	3699.93 *	4119.78 *	4443.86 *	4653.57 *	4822.94 *	4965.84 *	5077.73 *	5164.11 *	5250.21 *
5.0	3317.94 *	3761.10 *	4186.16 *	4506.72 *	4730.38 *	4916.42 *	5070.61 *	5173.00 *	5260.35 *	5321.46 *
3.0	3350.98 *	3792.49 *	4221.98 *	4542.05 *	4760.96 *	4948.42 *	5099.86 *	5222.62 *	5317.04 *	5370.89 *
1.0	3363.58 *	3806.45 *	4233.93 *	4554.47 *	4769.72 *	4955.20 *	5103.50 *	5222.14 *	5313.01 *	5380.15 *
0.0	3356.85 *	3799.02 *	4225.35 *	4545.13 *	4759.88 *	4944.82 *	5092.20 *	5209.14 *	5298.44 *	5363.18 *
-1.0	3365.50 *	3808.72 *	4235.60 *	4552.96 *	4767.22 *	4950.80 *	5096.56 *	5211.85 *	5297.46 *	5359.57 *
-3.0	3357.49 *	3799.39 *	4226.38 *	4538.28 *	4754.21 *	4934.53 *	5081.03 *	5191.59 *	5273.54 *	5315.16 *
-5.0	3330.95 *	3772.81 *	4193.56 *	4504.28 *	4718.71 *	4897.96 *	5039.42 *	5128.17 *	5201.40 *	5241.49 *
-7.0	3282.56 *	3721.80 *	4137.65 *	4443.93 *	4644.05 *	4797.12 *	4927.33 *	5024.65 *	5094.06 *	5170.11 *
-9.0	3214.73 *	3642.18 *	4038.79 *	4314.79 *	4502.46 *	4660.23 *	4789.67 *	4891.25 *	4991.30 *	5065.50 *
-11.0	3130.11 *	3522.49 *	3879.29 *	4151.03 *	4340.12 *	4495.59 *	4624.48 *	4754.57 *	4859.29 *	4941.92 *
-13.0	2993.75 *	3357.49 *	3701.88 *	3964.85 *	4147.68 *	4304.92 *	4460.44 *	4592.00 *	4695.89 *	4770.91 *
-15.0	2841.22 *	3176.69 *	3506.98 *	3758.79 *	3947.39 *	4111.76 *	4274.87 *	4401.45 *	4507.96 *	4574.33 *
-17.0	2685.97 *	2987.72 *	3296.00 *	3531.15 *	3723.57 *	3899.83 *	4056.77 *	4184.73 *	4290.30 *	4341.90 *
-19.5	2485.44 *	2750.52 *	3016.92 *	3253.48 *	3437.84 *	3603.86 *	3753.16 *	3878.81 *	3969.14 *	4019.24 *
-22.5	2248.10 *	2473.89 *	2706.56 *	2913.98 *	3074.57 *	3226.58 *	3359.98 *	3476.75 *	3540.82 *	3583.37 *
-25.5	2037.72 *	2212.65 *	2420.88 *	2590.13 *	2721.37 *	2843.35 *	2957.63 *	3039.46 *	3095.68 *	3127.18 *
-29.0	1855.71 *	1980.06 *	2114.89 *	2241.88 *	2342.09 *	2442.75 *	2518.65 *	2574.57 *	2615.21 *	2641.12 *
-33.0	1711.30 *	1784.54 *	1860.84 *	1929.52 *	1989.52 *	2047.69 *	2104.05 *	2136.47 *	2159.17 *	2176.21 *
-37.5	1546.71 *	1616.00 *	1679.40 *	1716.22 *	1747.69 *	1773.34 *	1795.40 *	1814.25 *	1830.02 *	1838.00 *
-42.5	1275.75 *	1377.39 *	1448.54 *	1495.37 *	1529.12 *	1552.08 *	1565.83 *	1580.37 *	1591.93 *	1599.59 *
-47.5	877.44 *	983.08 *	1075.49 *	1142.09 *	1175.67 *	1201.25 *	1223.21 *	1240.38 *	1251.20 *	1256.13 *
-55.0	273.68	337.40	394.20	431.60	457.77	479.22	486.62	490.42	497.54	500.30
-65.0	43.58	44.96	46.24	46.77	47.15	47.43	47.61	47.74	47.75	47.65
-75.0	21.31	22.26	22.62	22.72	22.82	22.79	22.78	22.73	22.63	22.65
-85.0	2.23	2.39	2.33	2.25	2.17	2.08	2.07	1.92	1.77	1.62
-90.0	0.08	0.09	0.09	0.09	0.09	0.09	0.10	0.10	0.10	0.10

Vert. Angles	Horizontal Angles									
	-3.0	**-1.0**	**0.0**	**1.0**	**3.0**	**5.0**	**7.0**	**9.0**	**11.0**	**13.0**
90.0	0.01	0.00	0.00	0.00	0.00	0.00	0.00	0.00	0.00	0.00
85.0	0.95	0.79	0.71	0.68	0.61	0.55	0.49	0.42	0.36	0.26
75.0	20.51	20.04	19.81	19.63	19.26	18.90	18.23	17.67	17.07	16.43
65.0	45.16	44.50	44.17	44.01	43.70	43.14	42.59	41.99	41.33	40.64

CANDELA TABULATION - (Cont.)

55.0	515.26	498.18	489.64	481.16	464.22	433.71	404.17	370.86	333.83	296.03
47.5	1287.96 *	1272.91 *	1265.37 *	1254.50 *	1232.78 *	1191.20 *	1150.77 *	1104.03 *	1050.12 *	991.28 *
42.5	1617.09 *	1609.85 *	1606.22 *	1598.64 *	1583.51 *	1556.29 *	1528.62 *	1495.75 *	1456.83 *	1416.12 *
37.5	1833.14 *	1828.72 *	1824.03 *	1816.39 *	1796.45 *	1772.98 *	1748.04 *	1714.98 *	1680.90 *	1644.97 *
33.0	2143.05 *	2133.85 *	2123.49 *	2110.11 *	2073.09 *	2029.82 *	1981.55 *	1933.99 *	1883.03 *	1826.67 *
29.0	2609.45 *	2597.02 *	2581.05 *	2558.92 *	2495.86 *	2420.00 *	2335.26 *	2243.08 *	2144.65 *	2080.26 *
25.5	3106.58 *	3088.52 *	3067.43 *	3038.44 *	2958.40 *	2862.97 *	2750.08 *	2621.52 *	2510.26 *	2413.07 *
22.5	3557.29 *	3538.24 *	3514.94 *	3481.38 *	3386.50 *	3273.25 *	3137.87 *	2977.92 *	2876.88 *	2756.96 *
19.5	4005.92 *	3989.34 *	3964.42 *	3924.41 *	3812.26 *	3679.98 *	3523.91 *	3387.89 *	3266.89 *	3120.76 *
17.0	4366.62 *	4350.69 *	4324.70 *	4279.18 *	4150.90 *	3999.52 *	3831.02 *	3717.44 *	3584.63 *	3424.51 *
15.0	4631.98 *	4612.43 *	4585.09 *	4535.65 *	4401.99 *	4242.61 *	4097.18 *	3972.76 *	3828.00 *	3652.45 *
13.0	4854.68 *	4842.63 *	4818.94 *	4766.84 *	4623.49 *	4455.69 *	4344.05 *	4215.49 *	4054.86 *	3864.10 *
11.0	5040.97 *	5034.62 *	5014.14 *	4958.24 *	4812.31 *	4674.17 *	4568.92 *	4435.82 *	4262.23 *	4025.25 *
9.0	5187.62 *	5188.85 *	5174.30 *	5113.78 *	4955.31 *	4855.38 *	4757.66 *	4620.91 *	4407.03 *	4162.29 *
7.0	5294.42 *	5305.85 *	5296.69 *	5227.64 *	5067.15 *	5018.82 *	4915.22 *	4731.03 *	4515.92 *	4264.20 *
5.0	5365.57 *	5389.80 *	5386.43 *	5304.88 *	5191.43 *	5138.96 *	4997.56 *	4805.95 *	4597.62 *	4351.62 *
3.0	5410.20 *	5430.15 *	5448.23 *	5324.73 *	5286.19 *	5178.02 *	5028.82 *	4870.42 *	4683.93 *	4461.96 *
1.0	5420.57 *	5448.81 *	5449.61 *	5368.06 *	5308.40 *	5234.71 *	5114.03 *	4956.95 *	4763.36 *	4539.77 *
0.0	5401.83 *	5417.88 *	5410.70 *	5397.79 *	5346.15 *	5260.99 *	5134.68 *	4976.81 *	4782.48 *	4557.79 *
-1.0	5390.05 *	5383.58 *	5446.48 *	5422.35 *	5329.65 *	5249.01 *	5122.43 *	4965.31 *	4771.43 *	4547.72 *
-3.0	5333.48 *	5361.49 *	5415.09 *	5384.29 *	5335.18 *	5212.26 *	5056.48 *	4895.92 *	4708.21 *	4483.53 *
-5.0	5280.92 *	5329.33 *	5352.33 *	5326.09 *	5259.99 *	5187.96 *	5037.00 *	4843.80 *	4630.21 *	4392.16 *
-7.0	5209.94 *	5256.49 *	5268.63 *	5239.80 *	5144.97 *	5081.15 *	4962.65 *	4779.63 *	4563.63 *	4317.22 *
-9.0	5112.57 *	5147.54 *	5150.42 *	5119.12 *	5022.85 *	4929.65 *	4822.13 *	4675.54 *	4465.95 *	4225.34 *
-11.0	4981.20 *	5008.03 *	5006.05 *	4972.98 *	4868.15 *	4759.00 *	4645.46 *	4508.64 *	4342.20 *	4099.49 *
-13.0	4812.99 *	4831.40 *	4825.07 *	4790.21 *	4686.68 *	4552.38 *	4443.32 *	4310.57 *	4143.18 *	3947.89 *
-15.0	4600.91 *	4598.90 *	4584.97 *	4555.60 *	4467.28 *	4344.85 *	4218.89 *	4084.58 *	3928.39 *	3743.01 *
-17.0	4371.94 *	4377.38 *	4364.00 *	4331.24 *	4233.83 *	4111.15 *	3959.94 *	3836.03 *	3685.21 *	3513.05 *
-19.5	4040.94 *	4039.33 *	4023.59 *	3992.04 *	3898.63 *	3782.25 *	3639.10 *	3501.05 *	3362.93 *	3205.33 *
-22.5	3598.76 *	3593.96 *	3577.18 *	3548.77 *	3464.47 *	3363.36 *	3228.71 *	3085.15 *	2967.78 *	2838.03 *
-25.5	3141.91 *	3135.99 *	3119.95 *	3096.11 *	3023.27 *	2932.54 *	2829.40 *	2714.22 *	2599.55 *	2496.22 *
-29.0	2647.97 *	2640.66 *	2628.21 *	2610.02 *	2556.95 *	2492.13 *	2412.46 *	2323.65 *	2231.75 *	2155.76 *
-33.0	2181.22 *	2176.68 *	2168.59 *	2156.65 *	2122.08 *	2080.50 *	2031.60 *	1982.42 *	1930.87 *	1876.09 *
-37.5	1843.41 *	1844.03 *	1841.49 *	1835.71 *	1818.78 *	1798.04 *	1775.91 *	1747.60 *	1718.58 *	1685.03 *
-42.5	1607.82 *	1603.85 *	1601.86 *	1596.44 *	1585.61 *	1561.88 *	1538.26 *	1507.42 *	1470.60 *	1433.44 *
-47.5	1262.38 *	1251.20 *	1245.61 *	1236.68 *	1218.84 *	1182.46 *	1146.65 *	1104.53 *	1056.10 *	997.76 *
-55.0	504.92	491.19	484.33	476.66	461.34	428.03	396.89	361.89	332.54	301.12
-65.0	47.56	47.17	46.98	46.73	46.23	45.47	44.73	43.94	43.08	42.17
-75.0	22.35	22.05	21.90	21.65	21.15	20.65	19.83	19.12	18.37	17.57
-85.0	1.47	1.32	1.24	1.19	1.08	0.97	0.86	0.75	0.65	0.50
-90.0	0.10	0.10	0.10	0.10	0.09	0.08	0.07	0.06	0.05	0.04

Vert. Angles	**Horizontal Angles**									
	15.0	**17.0**	**19.5**	**22.5**	**25.5**	**29.0**	**33.0**	**37.5**	**42.5**	**47.5**
90.0	0.00	0.00	0.00	0.00	0.01	0.02	0.04	0.05	0.07	0.07
85.0	0.20	0.14	0.07	0.00	0.02	0.04	0.06	0.07	0.08	0.08
75.0	15.80	14.99	13.99	12.81	12.01	11.15	10.09	8.85	7.38	5.18
65.0	39.88	39.09	38.09	36.90	35.92	34.17	31.90	28.93	25.18	19.85
55.0	252.56	211.13	166.45	126.77	94.58	67.61	52.59	46.76	41.34	35.85
47.5	926.99 *	855.15 *	785.61 *	689.48 *	584.73 *	446.65	301.21	157.59	61.46	44.76
42.5	1359.32 *	1302.05 *	1232.99 *	1138.32 *	1014.14 *	856.80 *	653.95 *	389.90	162.97	56.60
37.5	1613.50 *	1584.19 *	1546.16 *	1471.70 *	1378.94 *	1240.34 *	1009.97 *	703.15 *	355.37	116.80
33.0	1793.53 *	1756.92 *	1710.06 *	1648.38 *	1580.86 *	1476.30 *	1277.79 *	966.96 *	576.80 *	224.46
29.0	2011.59 *	1947.62 *	1871.54 *	1792.27 *	1708.64 *	1610.46 *	1452.92 *	1179.07 *	763.18 *	349.31
25.5	2309.17 *	2202.71 *	2071.58 *	1934.45 *	1813.93 *	1695.83 *	1557.34 *	1319.44 *	911.38 *	468.82

Photometric Toolbox Professional Edition - Copyright 2002-2015 by Lighting Analysts, Inc.
Calculations based on published IES Methods and recommendations, values rounded for display purposes.
Results derived from content of manufacturers photometric file.

IES FLOOD REPORT
PHOTOMETRIC FILENAME : EPL-SBDL-V2-50RT-24-1227-60DB-50K.IES

CANDELA TABULATION - (Cont.)

22.5	2625.66 *	2486.22 *	2307.84 *	2092.71 *	1917.38 *	1772.65 *	1625.80 *	1418.91 *	1028.80 *	585.55 *
19.5	2963.88 *	2794.30 *	2562.39 *	2278.80 *	2036.24 *	1840.31 *	1681.36 *	1499.35 *	1140.02 *	686.21 *
17.0	3249.04 *	3042.17 *	2762.97 *	2437.57 *	2147.10 *	1902.42 *	1721.41 *	1543.97 *	1225.49 *	764.97 *
15.0	3467.36 *	3219.28 *	2911.79 *	2557.72 *	2237.40 *	1950.49 *	1753.97 *	1581.96 *	1287.92 *	821.96 *
13.0	3622.73 *	3373.87 *	3046.51 *	2669.75 *	2320.77 *	2003.59 *	1788.52 *	1612.21 *	1337.68 *	870.31 *
11.0	3774.75 *	3509.52 *	3168.85 *	2765.07 *	2405.00 *	2066.72 *	1827.51 *	1638.35 *	1370.07 *	913.40 *
9.0	3897.94 *	3617.29 *	3270.00 *	2866.24 *	2501.65 *	2133.80 *	1857.36 *	1659.66 *	1402.71 *	953.64 *
7.0	3993.46 *	3713.81 *	3382.88 *	2977.43 *	2592.49 *	2194.23 *	1884.30 *	1678.97 *	1429.10 *	985.60 *
5.0	4107.76 *	3838.89 *	3495.54 *	3069.19 *	2663.96 *	2246.63 *	1909.45 *	1691.64 *	1449.19 *	1009.53 *
3.0	4208.39 *	3935.46 *	3578.68 *	3140.37 *	2722.89 *	2288.32 *	1928.29 *	1702.73 *	1470.08 *	1034.32 *
1.0	4281.52 *	4005.96 *	3637.57 *	3192.94 *	2764.58 *	2318.49 *	1941.75 *	1710.34 *	1474.37 *	1039.51 *
0.0	4299.15 *	4022.40 *	3651.63 *	3204.44 *	2773.74 *	2325.25 *	1944.77 *	1711.91 *	1476.52 *	1042.11 *
-1.0	4289.59 *	4014.00 *	3644.11 *	3197.31 *	2767.40 *	2321.45 *	1943.16 *	1711.28 *	1475.28 *	1039.89 *
-3.0	4232.75 *	3957.94 *	3596.49 *	3153.18 *	2732.01 *	2296.72 *	1932.33 *	1705.67 *	1472.79 *	1035.45 *
-5.0	4145.15 *	3875.64 *	3522.19 *	3089.72 *	2681.07 *	2259.19 *	1915.56 *	1696.88 *	1452.97 *	1011.37 *
-7.0	4048.96 *	3768.15 *	3423.28 *	3005.59 *	2616.73 *	2211.74 *	1892.45 *	1686.85 *	1433.41 *	988.11 *
-9.0	3958.86 *	3677.27 *	3310.20 *	2901.37 *	2532.32 *	2156.09 *	1868.66 *	1669.54 *	1408.47 *	956.75 *
-11.0	3847.58 *	3568.29 *	3216.80 *	2803.98 *	2439.04 *	2091.00 *	1840.15 *	1649.51 *	1377.37 *	917.02 *
-13.0	3699.56 *	3436.33 *	3097.52 *	2710.45 *	2359.29 *	2029.54 *	1802.74 *	1626.92 *	1345.71 *	874.20 *
-15.0	3548.61 *	3278.86 *	2962.11 *	2603.36 *	2277.14 *	1974.92 *	1770.20 *	1600.53 *	1296.73 *	824.32 *
-17.0	3318.33 *	3103.05 *	2813.43 *	2483.67 *	2188.60 *	1926.74 *	1739.95 *	1564.55 *	1233.49 *	767.40 *
-19.5	3035.87 *	2855.35 *	2620.72 *	2329.63 *	2075.96 *	1864.78 *	1702.63 *	1518.26 *	1149.14 *	690.69 *
-22.5	2699.44 *	2553.50 *	2369.68 *	2145.24 *	1950.13 *	1797.65 *	1651.06 *	1435.37 *	1038.20 *	586.80 *
-25.5	2388.54 *	2272.38 *	2129.81 *	1974.37 *	1847.06 *	1724.70 *	1585.66 *	1334.68 *	919.50 *	472.45
-29.0	2073.70 *	2000.20 *	1913.30 *	1827.15 *	1742.41 *	1644.00 *	1475.88 *	1190.35 *	767.34 *	352.16
-33.0	1837.84 *	1799.08 *	1748.28 *	1687.30 *	1615.80 *	1503.77 *	1291.53 *	973.94 *	576.69 *	228.49
-37.5	1653.71 *	1620.79 *	1578.68 *	1500.14 *	1400.03 *	1253.14 *	1016.08 *	703.38 *	358.44	119.89
-42.5	1378.99 *	1320.90 *	1248.46 *	1153.71 *	1023.98 *	861.67 *	653.59 *	391.54	165.28	59.52
-47.5	935.47 *	866.26 *	793.96 *	695.21 *	588.26 *	448.24	306.05	159.09	63.87	46.82
-55.0	262.07	221.86	176.11	134.49	100.80	71.12	54.83	49.12	42.80	36.81
-65.0	41.20	40.21	38.98	37.80	36.75	35.04	32.82	29.79	25.86	20.67
-75.0	16.79	15.91	14.83	13.64	12.95	12.03	10.95	9.50	7.77	5.59
-85.0	0.39	0.28	0.15	0.01	0.04	0.07	0.10	0.11	0.12	0.09
-90.0	0.03	0.02	0.01	0.00	0.01	0.03	0.05	0.07	0.10	0.10

Vert. Angles	**Horizontal Angles**				
	55.0	**65.0**	**75.0**	**85.0**	**90.0**
90.0	0.04	0.01	0.02	0.05	0.06
85.0	0.07	0.01	0.03	0.05	0.06
75.0	2.31	0.09	0.05	0.07	0.06
65.0	12.06	3.72	0.27	0.08	0.06
55.0	24.75	10.69	1.94	0.07	0.06
47.5	33.86	17.23	4.31	0.11	0.06
42.5	38.28	21.39	5.86	0.12	0.06
37.5	42.19	25.26	7.66	0.10	0.06
33.0	46.89	28.98	9.44	0.13	0.06
29.0	53.35	31.69	10.79	0.15	0.06
25.5	67.80	33.93	11.75	0.17	0.06
22.5	89.46	35.43	12.53	0.18	0.06
19.5	121.84	36.88	13.24	0.19	0.06
17.0	150.54	37.79	13.76	0.19	0.06
15.0	175.09	38.28	14.19	0.20	0.06
13.0	202.01	38.39	14.52	0.20	0.06
11.0	222.95	38.49	14.86	0.21	0.06
9.0	242.53	39.33	15.16	0.21	0.06

Photometric Toolbox Professional Edition - Copyright 2002-2015 by Lighting Analysts, Inc.
Calculations based on published IES Methods and recommendations, values rounded for display purposes.
Results derived from content of manufacturers photometric file.

IES FLOOD REPORT
PHOTOMETRIC FILENAME : EPL-SBDL-V2-50RT-24-1227-60DB-50K.IES

CANDELA TABULATION - (Cont.)

7.0	259.67	40.07	15.41	0.21	0.06
5.0	273.44	40.68	15.76	0.22	0.06
3.0	287.80	41.35	15.83	0.22	0.06
1.0	291.00	41.51	15.91	0.22	0.06
0.0	292.61	41.59	15.95	0.22	0.06
-1.0	291.14	41.54	15.92	0.22	0.06
-3.0	288.22	41.43	15.85	0.22	0.06
-5.0	274.11	40.81	15.78	0.22	0.06
-7.0	260.57	40.25	15.45	0.21	0.06
-9.0	243.62	39.56	15.21	0.21	0.06
-11.0	224.22	38.76	14.93	0.21	0.06
-13.0	203.42	38.70	14.61	0.20	0.06
-15.0	176.76	38.64	14.30	0.20	0.06
-17.0	152.54	38.18	13.88	0.19	0.06
-19.5	124.14	37.31	13.36	0.19	0.06
-22.5	91.32	35.86	12.64	0.18	0.06
-25.5	70.05	34.41	11.82	0.17	0.06
-29.0	56.28	32.09	10.88	0.15	0.06
-33.0	49.25	29.36	9.58	0.13	0.06
-37.5	43.82	25.65	7.77	0.10	0.06
-42.5	39.57	21.87	5.93	0.12	0.06
-47.5	34.82	17.56	4.41	0.11	0.06
-55.0	25.38	11.16	2.04	0.07	0.06
-65.0	12.54	3.89	0.29	0.08	0.06
-75.0	2.56	0.13	0.05	0.07	0.06
-85.0	0.05	0.01	0.03	0.05	0.06
-90.0	0.06	0.01	0.02	0.05	0.06

Photometric Toolbox Professional Edition - Copyright 2002-2015 by Lighting Analysts, Inc.
Calculations based on published IES Methods and recommendations, values rounded for display purposes.
Results derived from content of manufacturers photometric file.

IES FLOOD REPORT
PHOTOMETRIC FILENAME : EPL-SBDL-V2-50RT-24-1227-60DB-50K.IES

LUMEN TABULATION
Average Of Right And Left Sides
Total Luminaire Lumens (one side of beam only) = 3046.67
Total Field Lumens (one side of beam only) = 2908.9
* Indicates Values Inside Field Edge

Vert. Angles	Horizontal Angles									
	0	1	3	5	7	9	11	13	15	17
90	0.00	0.00	0.00	0.00	0.00	0.00	0.00	0.00	0.00	0.00
85	0.03	0.06	0.06	0.06	0.06	0.06	0.06	0.06	0.06	0.07
75	0.10	0.20	0.20	0.19	0.19	0.19	0.19	0.18	0.18	0.22
65	0.81	1.63	1.60	1.55	1.50	1.43	1.35	1.26	1.14	1.27
55	2.00 *	4.00 *	3.95 *	3.85 *	3.75 *	3.61 *	3.46 *	3.28 *	3.07 *	3.52
47.5	2.19 *	4.36 *	4.32 *	4.25 *	4.17 *	4.07 *	3.95 *	3.82 *	3.65 *	4.31 *
42.5	2.61 *	5.21 *	5.17 *	5.11 *	5.04 *	4.94 *	4.83 *	4.71 *	4.57 *	5.49 *
37.5	2.70 *	5.39 *	5.34 *	5.27 *	5.18 *	5.08 *	4.95 *	4.81 *	4.67 *	5.63 *
33	2.86 *	5.70 *	5.63 *	5.53 *	5.40 *	5.24 *	5.06 *	4.87 *	4.68 *	5.57 *
29	3.01 *	5.98 *	5.89 *	5.76 *	5.60 *	5.40 *	5.18 *	4.94 *	4.69 *	5.50 *
25.5	3.01 *	5.97 *	5.88 *	5.75 *	5.57 *	5.35 *	5.12 *	4.86 *	4.58 *	5.32 *
22.5	3.41 *	6.78 *	6.67 *	6.51 *	6.31 *	6.06 *	5.79 *	5.49 *	5.16 *	5.96 *
19.5	3.15 *	6.26 *	6.15 *	6.00 *	5.81 *	5.59 *	5.34 *	5.06 *	4.75 *	5.47 *
17	2.71 *	5.38 *	5.28 *	5.15 *	5.00 *	4.81 *	4.59 *	4.35 *	4.08 *	4.69 *
15	2.86 *	5.67 *	5.57 *	5.44 *	5.28 *	5.09 *	4.85 *	4.59 *	4.31 *	4.95 *
13	2.99 *	5.93 *	5.82 *	5.70 *	5.54 *	5.34 *	5.09 *	4.82 *	4.52 *	5.19 *
11	3.10 *	6.13 *	6.03 *	5.91 *	5.75 *	5.55 *	5.30 *	5.01 *	4.70 *	5.40 *
9	3.18 *	6.29 *	6.19 *	6.08 *	5.92 *	5.71 *	5.46 *	5.17 *	4.85 *	5.58 *
7	3.24 *	6.42 *	6.33 *	6.22 *	6.05 *	5.84 *	5.59 *	5.30 *	4.98 *	5.73 *
5	3.28 *	6.50 *	6.42 *	6.30 *	6.13 *	5.93 *	5.68 *	5.39 *	5.07 *	5.84 *
3	3.30 *	6.54 *	6.47 *	6.35 *	6.19 *	5.99 *	5.74 *	5.46 *	5.13 *	5.91 *
1	1.65 *	3.28 *	3.24 *	3.19 *	3.11 *	3.01 *	2.89 *	2.74 *	2.58 *	2.97 *
0	1.65 *	3.28 *	3.24 *	3.19 *	3.11 *	3.01 *	2.89 *	2.74 *	2.58 *	2.97 *
-1	3.30 *	6.54 *	6.46 *	6.34 *	6.19 *	5.99 *	5.75 *	5.46 *	5.14 *	5.92 *

Photometric Toolbox Professional Edition - Copyright 2002-2015 by Lighting Analysts, Inc.
Calculations based on published IES Methods and recommendations, values rounded for display purposes.
Results derived from content of manufacturers photometric file.

LUMENS TABULATION - (Cont.)

-3	3.27 *	6.49 *	6.41 *	6.29 *	6.13 *	5.93 *	5.69 *	5.40 *	5.08 *	5.86 *
-5	3.23 *	6.40 *	6.32 *	6.21 *	6.04 *	5.84 *	5.60 *	5.31 *	5.00 *	5.76 *
-7	3.17 *	6.28 *	6.19 *	6.08 *	5.92 *	5.72 *	5.47 *	5.19 *	4.88 *	5.63 *
-9	3.09 *	6.12 *	6.03 *	5.91 *	5.75 *	5.56 *	5.32 *	5.04 *	4.74 *	5.45 *
-11	2.99 *	5.93 *	5.83 *	5.71 *	5.55 *	5.36 *	5.13 *	4.86 *	4.56 *	5.25 *
-13	2.86 *	5.68 *	5.59 *	5.47 *	5.32 *	5.13 *	4.90 *	4.65 *	4.36 *	5.01 *
-15	2.72 *	5.41 *	5.32 *	5.20 *	5.05 *	4.87 *	4.65 *	4.40 *	4.13 *	4.75 *
-17	3.19 *	6.33 *	6.23 *	6.08 *	5.89 *	5.67 *	5.42 *	5.12 *	4.81 *	5.53 *
-19.5	3.47 *	6.89 *	6.78 *	6.62 *	6.41 *	6.16 *	5.88 *	5.57 *	5.23 *	6.04 *
-22.5	3.06 *	6.07 *	5.98 *	5.84 *	5.66 *	5.44 *	5.20 *	4.94 *	4.66 *	5.41 *
-25.5	3.06 *	6.09 *	6.00 *	5.87 *	5.70 *	5.50 *	5.28 *	5.03 *	4.77 *	5.59 *
-29	2.92 *	5.81 *	5.74 *	5.64 *	5.50 *	5.34 *	5.16 *	4.96 *	4.75 *	5.64 *
-33	2.75 *	5.47 *	5.42 *	5.35 *	5.25 *	5.14 *	5.00 *	4.86 *	4.71 *	5.67 *
-37.5	2.62 *	5.23 *	5.19 *	5.12 *	5.05 *	4.95 *	4.84 *	4.71 *	4.56 *	5.47 *
-42.5	2.17 *	4.32 *	4.28 *	4.21 *	4.13 *	4.03 *	3.91 *	3.77 *	3.60 *	4.24 *
-47.5	1.97 *	3.94 *	3.88 *	3.78 *	3.67 *	3.54 *	3.40 *	3.22 *	3.02 *	3.46
-55	0.81	1.61	1.58	1.52	1.46	1.39	1.33	1.24	1.13	1.26
-65	0.10	0.21	0.21	0.21	0.20	0.20	0.20	0.19	0.19	0.22
-75	0.04	0.07	0.07	0.07	0.07	0.07	0.06	0.06	0.06	0.07
-85	0.00	0.00	0.00	0.00	0.00	0.00	0.00	0.00	0.00	0.00
-90										
Total	104.65	207.85	204.98	200.89	195.59	189.13	181.54	172.92	163.38	189.84

Vert. Angles	**Horizontal Angles**									
	19.5	**22.5**	**25.5**	**29**	**33**	**37.5**	**42.5**	**47.5**	**55**	**65**
90	0.00	0.00	0.00	0.00	0.00	0.00	0.00	0.00	0.00	0.00
85	0.08	0.07	0.08	0.08	0.08	0.07	0.05	0.05	0.04	0.01
75	0.25	0.24	0.26	0.27	0.26	0.24	0.19	0.20	0.14	0.04
65	1.29	1.05	0.94	0.76	0.58	0.48	0.38	0.41	0.29	0.10
55	3.74	3.18	2.99	2.49	1.81	1.12	0.57	0.47	0.33	0.11

Photometric Toolbox Professional Edition - Copyright 2002-2015 by Lighting Analysts, Inc.
Calculations based on published IES Methods and recommendations, values rounded for display purposes.
Results derived from content of manufacturers photometric file.

IES FLOOD REPORT
PHOTOMETRIC FILENAME : EPL-SBDL-V2-50RT-24-1227-60DB-50K.IES

LUMENS TABULATION - (Cont.)

47.5	4.76 *	4.24 *	4.20 *	3.77 *	2.94	1.89	0.89	0.53	0.27	0.10
42.5	6.21 *	5.73 *	5.96 *	5.70 *	4.82 *	3.43	1.78	0.99	0.34	0.11
37.5	6.42 *	6.02 *	6.46 *	6.46 *	5.84 *	4.51 *	2.57	1.49	0.43	0.11
33	6.29 *	5.88 *	6.33 *	6.48 *	6.12 *	5.04 *	3.10	1.92	0.53	0.11
29	6.09 *	5.58 *	5.95 *	6.10 *	5.89 *	5.07 *	3.30 *	2.16	0.60	0.10
25.5	5.80 *	5.21 *	5.45 *	5.52 *	5.36 *	4.74 *	3.23 *	2.20	0.62	0.09
22.5	6.43 *	5.69 *	5.84 *	5.81 *	5.61 *	5.04 *	3.55 *	2.52	0.73	0.09
19.5	5.87 *	5.14 *	5.19 *	5.07 *	4.85 *	4.38 *	3.16 *	2.33	0.70	0.08
17	5.02 *	4.38 *	4.38 *	4.21 *	3.98 *	3.61 *	2.65 *	2.00	0.62	0.07
15	5.30 *	4.60 *	4.57 *	4.36 *	4.07 *	3.69 *	2.74 *	2.10	0.66	0.07
13	5.55 *	4.81 *	4.75 *	4.49 *	4.16 *	3.76 *	2.81 *	2.19 *	0.70	0.07
11	5.77 *	5.00 *	4.92 *	4.61 *	4.23 *	3.81 *	2.87 *	2.27 *	0.73	0.07
9	5.96 *	5.16 *	5.06 *	4.71 *	4.29 *	3.86 *	2.92 *	2.33 *	0.76	0.07
7	6.12 *	5.29 *	5.18 *	4.80 *	4.34 *	3.90 *	2.96 *	2.38 *	0.78	0.07
5	6.24 *	5.39 *	5.27 *	4.87 *	4.38 *	3.93 *	2.99 *	2.42 *	0.80	0.07
3	6.31 *	5.45 *	5.33 *	4.91 *	4.40 *	3.94 *	3.01 *	2.44 *	0.81	0.07
1	3.17 *	2.74 *	2.68 *	2.46 *	2.21 *	1.97 *	1.50 *	1.22 *	0.41	0.04
0	3.17 *	2.74 *	2.68 *	2.46 *	2.21 *	1.97 *	1.50 *	1.22 *	0.41	0.04
-1	6.33 *	5.46 *	5.34 *	4.92 *	4.41 *	3.95 *	3.01 *	2.44 *	0.81	0.07
-3	6.26 *	5.41 *	5.29 *	4.88 *	4.39 *	3.93 *	2.99 *	2.42 *	0.80	0.07
-5	6.16 *	5.32 *	5.21 *	4.82 *	4.36 *	3.90 *	2.96 *	2.38 *	0.78	0.07
-7	6.01 *	5.20 *	5.10 *	4.75 *	4.31 *	3.87 *	2.92 *	2.33 *	0.76	0.07
-9	5.83 *	5.05 *	4.97 *	4.65 *	4.26 *	3.82 *	2.87 *	2.26 *	0.73	0.07
-11	5.61 *	4.87 *	4.81 *	4.54 *	4.18 *	3.77 *	2.81 *	2.18 *	0.70	0.07
-13	5.36 *	4.66 *	4.63 *	4.40 *	4.10 *	3.71 *	2.73 *	2.09	0.66	0.07
-15	5.08 *	4.43 *	4.43 *	4.26 *	4.01 *	3.62 *	2.64 *	1.99	0.62	0.07
-17	5.94 *	5.21 *	5.26 *	5.12 *	4.88 *	4.39 *	3.15 *	2.32	0.70	0.08
-19.5	6.53 *	5.78 *	5.91 *	5.86 *	5.64 *	5.04 *	3.53 *	2.51	0.73	0.09

Photometric Toolbox Professional Edition - Copyright 2002-2015 by Lighting Analysts, Inc.
Calculations based on published IES Methods and recommendations, values rounded for display purposes.
Results derived from content of manufacturers photometric file.

LUMENS TABULATION - (Cont.)

-22.5	5.90 *	5.29 *	5.51 *	5.57 *	5.38 *	4.73 *	3.21 *	2.19	0.62	0.09
-25.5	6.19 *	5.65 *	6.01 *	6.14 *	5.90 *	5.05 *	3.28 *	2.15	0.61	0.10
-29	6.36 *	5.93 *	6.37 *	6.50 *	6.09 *	5.00 *	3.07	1.91	0.54	0.11
-33	6.46 *	6.04 *	6.45 *	6.42 *	5.76 *	4.45 *	2.54	1.49	0.44	0.11
-37.5	6.19 *	5.68 *	5.89 *	5.61 *	4.74 *	3.37	1.76	0.99	0.35	0.11
-42.5	4.68 *	4.16 *	4.12 *	3.70 *	2.89	1.86	0.90	0.54	0.27	0.10
-47.5	3.67	3.12	2.93	2.47	1.81	1.13	0.59	0.49	0.33	0.12
-55	1.29	1.05	0.95	0.79	0.62	0.50	0.38	0.41	0.30	0.10
-65	0.26	0.24	0.26	0.27	0.27	0.25	0.20	0.21	0.15	0.05
-75	0.08	0.08	0.08	0.09	0.08	0.07	0.06	0.06	0.04	0.01
-85	0.00	0.00	0.00	0.00	0.00	0.00	0.00	0.00	0.00	0.00
-90										
Total	206.03	182.25	183.99	176.15	160.57	136.88	94.30	69.22	22.68	3.30

Vert. Angles	**Horizontal Angles**			
	75	**85**	**90**	**Total**
90	0.00	0.00		0.03
85	0.00	0.00		1.20
75	0.01	0.00		3.94
65	0.01	0.00		19.84
55	0.02	0.00		51.33
47.5	0.01	0.00		62.68
42.5	0.02	0.00		82.77
37.5	0.02	0.00		89.35
33	0.02	0.00		92.37
29	0.02	0.00		92.84
25.5	0.02	0.00		89.65
22.5	0.02	0.00		99.47
19.5	0.01	0.00		90.35
17	0.01	0.00		76.97

Photometric Toolbox Professional Edition - Copyright 2002-2015 by Lighting Analysts, Inc.
Calculations based on published IES Methods and recommendations, values rounded for display purposes.
Results derived from content of manufacturers photometric file.

LUMENS TABULATION - (Cont.)

15			
	0.01	0.00	80.81
13			
	0.01	0.00	84.22
11			
	0.01	0.00	87.17
9			
	0.01	0.00	89.59
7			
	0.01	0.00	91.51
5			
	0.01	0.00	92.91
3			
	0.01	0.00	93.79
1			
	0.01	0.00	47.06
0			
	0.01	0.00	47.07
-1			
	0.01	0.00	93.82
-3			
	0.01	0.00	92.99
-5			
	0.01	0.00	91.67
-7			
	0.01	0.00	89.85
-9			
	0.01	0.00	87.52
-11			
	0.01	0.00	84.70
-13			
	0.01	0.00	81.39
-15			
	0.01	0.00	77.67
-17			
	0.01	0.00	91.36
-19.5			
	0.02	0.00	100.70
-22.5			
	0.02	0.00	90.78
-25.5			
	0.02	0.00	93.99
-29			
	0.02	0.00	93.35
-33			
	0.02	0.00	89.80
-37.5			
	0.02	0.00	82.47
-42.5			
	0.01	0.00	61.91
-47.5			
	0.02	0.00	50.56
-55			
	0.01	0.00	19.75
-65			
	0.01	0.00	4.10

Photometric Toolbox Professional Edition - Copyright 2002-2015 by Lighting Analysts, Inc.
Calculations based on published IES Methods and recommendations, values rounded for display purposes.
Results derived from content of manufacturers photometric file.

LUMENS TABULATION - (Cont.)

-75			
	0.00	0.00	1.30
-85			
	0.00	0.00	0.04
-90			
Total	0.54	0.01	3046.66

Photometric Toolbox Professional Edition - Copyright 2002-2015 by Lighting Analysts, Inc.
Calculations based on published IES Methods and recommendations, values rounded for display purposes.
Results derived from content of manufacturers photometric file.

IES FLOOD REPORT
PHOTOMETRIC FILENAME : EPL-SBDL-V2-50RT-24-1227-60DB-50K.IES

AXIAL CANDELA DISPLAY

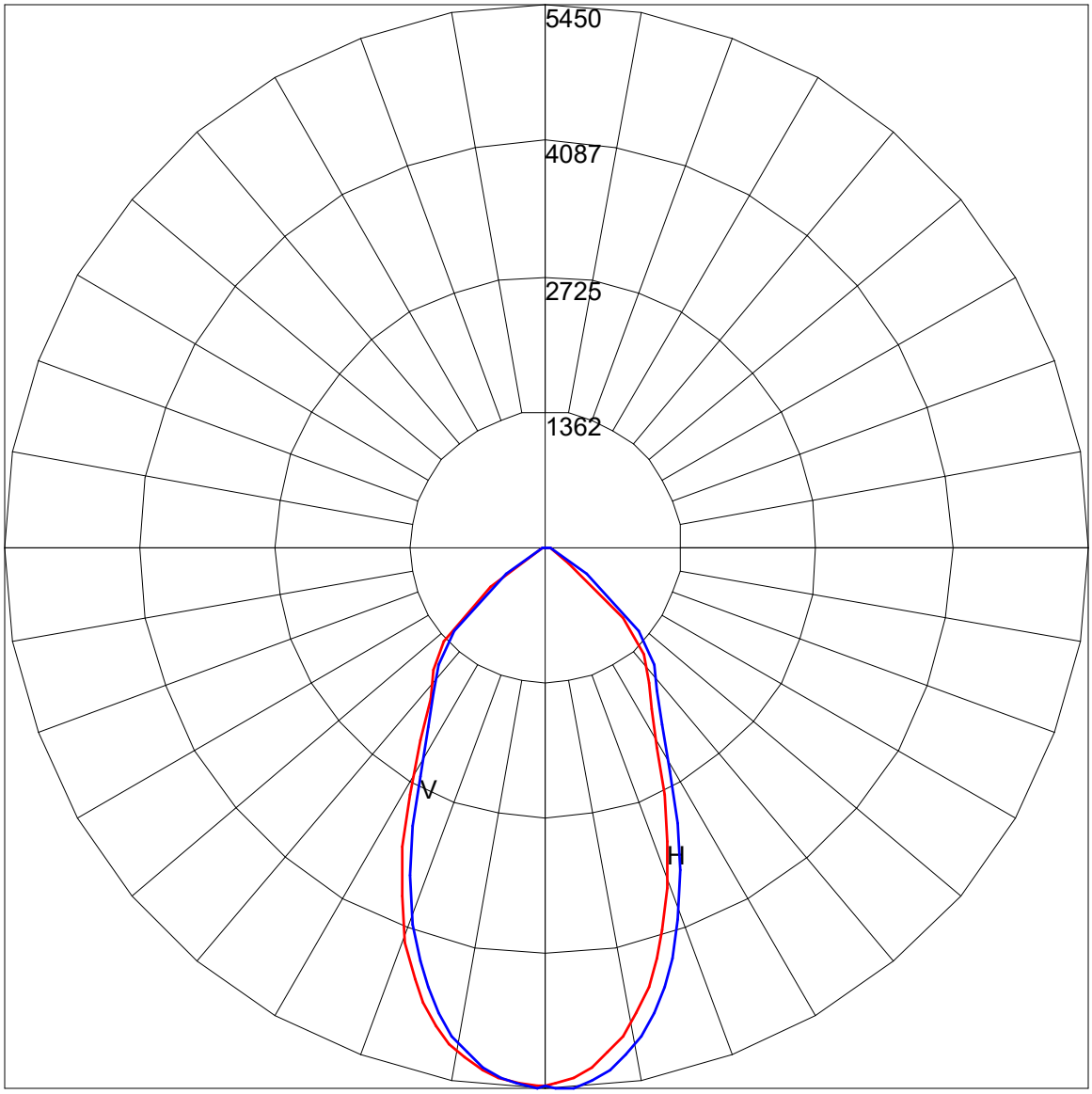

Maximum Candela = 5449.61 Located At Horizontal Angle = 0, Vertical Angle = 1
H - Horizontal Axial Candela
V - Vertical Axial Candela

IES FLOOD REPORT
PHOTOMETRIC FILENAME : EPL-SBDL-V2-50RT-24-1227-60DB-50K.IES

ISOCANDELA CURVES

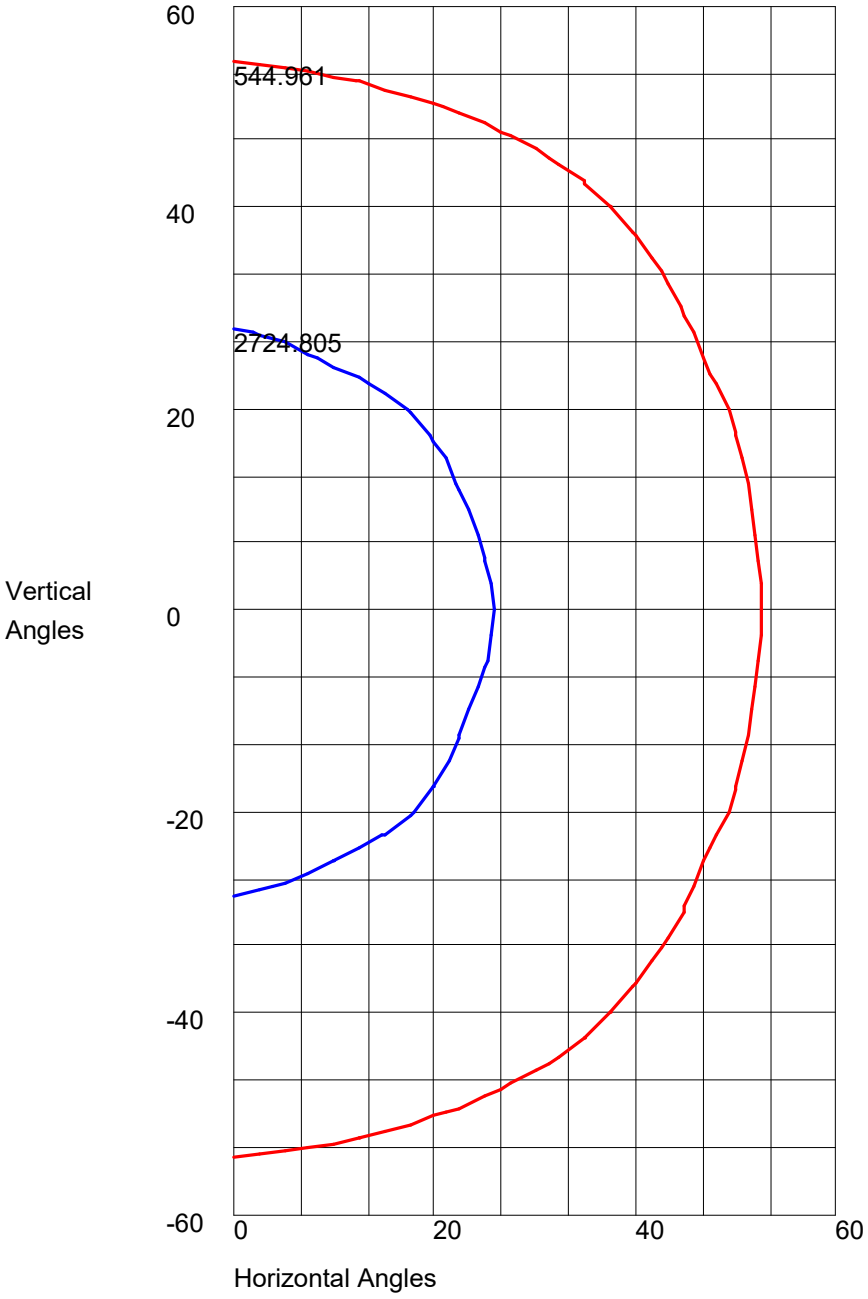

Maximum Candela = 5449.61 Located At Horizontal Angle = 0, Vertical Angle = 1
50% Maximum Candela = 2724.805
10% Maximum Candela = 544.961

Photometric Toolbox Professional Edition - Copyright 2002-2015 by Lighting Analysts, Inc.
Calculations based on published IES Methods and recommendations, values rounded for display purposes.
Results derived from content of manufacturers photometric file.

IES FLOOD REPORT
PHOTOMETRIC FILENAME : EPL-SBDL-V2-50RT-24-1227-125DB-50K.IES

DESCRIPTIVE INFORMATION (From Photometric File)

IESNA:LM-63-2002
[TEST] 173032
[TESTLAB] RADIANT IMAGING PROSOURCE
[TESTDATE] 06-10-2017
[ISSUEDATE] 06-10-2017
[MANUFAC] LARSON ELECTRONICS LLC
[LUMCAT] EPL-SBDL-V2-50RT-24-1227-125DB-50K
[MORE] IRON X SERIES
[LUMINAIRE] CLASS 1 DIV 1 EXPLOSION PROOF LED DOCK LIGHT, LOW PROFILE
[MORE] 125 DEGREE BEAM, 120-277V AC 50/60 HZ, 5000K
[LAMP] CREE CXB1512
[LAMPPOSITION] 0,0
[OTHER] EVERFINE GO-R5000 V2
[_SEARCH _SOURCETYPE] LED
[_SEARCH_APPLICATION] INDOOR, OUTDOOR, HARBOR, INDUSTRIAL, WATER TREATMENT, OIL FIELD, REFINERY, HIGH
[_SEARCH _MOUNTING] CEILING, SURFACE
[_SEARCH _CERTIFICATION] NEC, UL
[_SEARCH_COLORTEMP] 5000K
[_SEARCH_CRI] 85
[_SEARCH _CLASSIFICATION] CLASS I, CLASS II, DIVISION 1, DIVISION 2, GROUP C, GROUP D, GROUP E, GROUP F, GR

Note: Candela values converted from Type-C to Type-B

CHARACTERISTICS



NEMA Type	6 H x 6 V
Maximum Candela	3074.64
Maximum Candela Angle	0H -1V
Horizontal Beam Angle (50%)	96.1
Vertical Beam Angle (50%)	96.8
Horizontal Field Angle (10%)	127.5
Vertical Field Angle (10%)	128.3
Lumens Per Lamp	6257.03 (1 lamp)
Total Lamp Lumens	6257.03
Beam Lumens	4911
Beam Efficiency	78 %
Field Lumens	6020
Field Efficiency	96 %
Spill Lumens	272
Luminaire Lumens	6291
Total Efficiency	101 %
Total Luminaire Watts	48.66
Ballast Factor	1.00

Photometric Toolbox Professional Edition - Copyright 2002-2015 by Lighting Analysts, Inc.
Calculations based on published IES Methods and recommendations, values rounded for display purposes.
Results derived from content of manufacturers photometric file.

IES FLOOD REPORT
PHOTOMETRIC FILENAME : EPL-SBDL-V2-50RT-24-1227-125DB-50K.IES

AXIAL CANDELA

DEG.	HOR.	DEG.	VERT.
90	.3	90	0
85	9.12	85	1.06
75	138.7	75	95.46
65	292.78	65	255.71
55	1062.09	55	704.64
47.5	1836.47	47.5	1562.11
42.5	2078.52	42.5	1993.14
37.5	2257.13	37.5	2199.7
33	2430.93	33	2359.09
29	2586.4	29	2517.84
25.5	2701.91	25.5	2652.02
22.5	2781.39	22.5	2747.43
19.5	2849.41	19.5	2825.61
17	2898.75	17	2881.61
15	2934.02	15	2922.01
13	2964.15	13	2957.6
11	2990.14	11	2990.46
9	3009.79	9	3017.21
7	3024.63	7	3039.27
5	3033.48	5	3056.08
3	3037.85	3	3067.97
1	3037.85	1	3073.1
0	3042.84	0	3042.84
-1	3034.46	-1	3074.64
-3	3025.51	-3	3072.23
-5	3010.66	-5	3065.13
-7	2991.11	-7	3053.02
-9	2965.68	-9	3034.78
-11	2936.86	-11	3011.75
-13	2901.81	-13	2982.27
-15	2864.47	-15	2950.5
-17	2821.45	-17	2912.84
-19.5	2759.88	-19.5	2860.22
-22.5	2671.99	-22.5	2785.75
-25.5	2566.42	-25.5	2695.14
-29	2430.17	-29	2565.23
-33	2286.06	-33	2404.52
-37.5	2127.43	-37.5	2241.73
-42.5	1852.85	-42.5	2063.12
-47.5	1361.23	-47.5	1721.62
-55	558.14	-55	874.41
-65	232.4	-65	275.97
-75	82.3	-75	119.92
-85	.83	-85	5.72
-90	0	-90	.26

Photometric Toolbox Professional Edition - Copyright 2002-2015 by Lighting Analysts, Inc.
Calculations based on published IES Methods and recommendations, values rounded for display purposes.
Results derived from content of manufacturers photometric file.

IES FLOOD REPORT
PHOTOMETRIC FILENAME : EPL-SBDL-V2-50RT-24-1227-125DB-50K.IES

CANDELA TABULATION
Maximum Candela = 3074.64
Beam Edge = 1537.32 Cd (50% of Max.)
Field Edge = 307.464 Cd (10% of Max.)
* Indicates Values Inside Field Edge

Vert. Angles	Horizontal Angles									
	-90.0	**-85.0**	**-75.0**	**-65.0**	**-55.0**	**-47.5**	**-42.5**	**-37.5**	**-33.0**	**-29.0**
90.0	0.00	0.04	0.13	0.17	0.08	0.02	0.03	0.08	0.13	0.17
85.0	0.00	0.05	0.16	0.25	0.18	0.11	0.17	0.47	0.77	1.07
75.0	0.00	0.05	0.71	3.74	13.64	22.18	30.31	43.16	55.69	66.71
65.0	0.00	0.06	3.37	30.57	73.26	108.34	130.79	158.40	181.98	200.26
55.0	0.00	0.07	13.19	77.63	154.97	207.74	235.80	263.59	289.15	320.64 *
47.5	0.00	0.16	25.52	115.31	210.55	265.65	300.71	390.79 *	559.12 *	728.43 *
42.5	0.00	0.26	33.77	139.26	239.81	303.63	428.38 *	646.30 *	899.85 *	1151.29 *
37.5	0.00	0.38	44.20	161.03	267.20	405.91 *	659.61 *	994.58 *	1298.77 *	1566.50 *
33.0	0.00	0.47	52.38	178.63	287.32	557.04 *	917.53 *	1313.53 *	1633.03 *	1852.84 *
29.0	0.00	0.56	59.71	192.17	311.16 *	718.87 *	1147.31 *	1573.06 *	1861.59 *	2032.95 *
25.5	0.00	0.63	64.48	203.08	343.73 *	863.06 *	1333.65 *	1746.98 *	1995.29 *	2130.43 *
22.5	0.00	0.68	68.85	209.69	376.20 *	970.84 *	1480.80 *	1869.80 *	2077.45 *	2200.51 *
19.5	0.00	0.72	72.57	216.12	414.29 *	1073.04 *	1585.67 *	1964.24 *	2140.74 *	2255.70 *
17.0	0.00	0.76	75.13	220.04	445.54 *	1146.21 *	1658.61 *	2010.56 *	2181.52 *	2299.62 *
15.0	0.00	0.78	77.20	223.00	467.98 *	1198.29 *	1719.46 *	2041.62 *	2208.62 *	2332.72 *
13.0	0.00	0.80	78.47	225.56	489.94 *	1243.07 *	1758.93 *	2066.64 *	2230.37 *	2363.66 *
11.0	0.00	0.87	79.78	227.70	508.45 *	1280.63 *	1786.40 *	2087.74 *	2251.11 *	2385.49 *
9.0	0.00	0.86	80.83	229.49	525.05 *	1309.57 *	1813.89 *	2104.09 *	2266.23 *	2403.36 *
7.0	0.00	0.85	81.61	230.88	540.37 *	1332.69 *	1833.99 *	2118.63 *	2274.42 *	2417.95 *
5.0	0.00	0.85	82.94	231.85	551.17 *	1349.96 *	1846.34 *	2123.87 *	2282.03 *	2427.57 *
3.0	0.00	0.84	82.68	232.89	562.56 *	1368.72 *	1859.73 *	2127.86 *	2286.49 *	2432.14 *
1.0	0.00	0.83	82.43	232.56	559.61 *	1363.73 *	1855.15 *	2128.90 *	2287.67 *	2432.60 *
0.0	0.00	0.83	82.30	232.40	558.14 *	1361.23 *	1852.85 *	2127.43 *	2286.06 *	2430.17 *
-1.0	0.00	0.83	82.52	232.71	561.19 *	1366.16 *	1856.49 *	2129.13 *	2287.93 *	2433.04 *
-3.0	0.00	0.85	82.97	233.33	567.27 *	1376.02 *	1863.76 *	2128.62 *	2287.24 *	2433.45 *
-5.0	0.00	0.86	83.41	232.57	558.85 *	1362.18 *	1853.56 *	2125.29 *	2283.27 *	2429.71 *
-7.0	0.00	0.87	82.30	231.89	550.89 *	1349.85 *	1844.76 *	2120.87 *	2275.86 *	2420.80 *
-9.0	0.00	0.88	81.72	230.80	538.16 *	1331.71 *	1829.92 *	2107.95 *	2267.29 *	2406.73 *
-11.0	0.00	0.89	80.89	229.29	524.00 *	1307.78 *	1808.11 *	2093.59 *	2253.57 *	2389.23 *
-13.0	0.00	0.82	79.81	227.50	507.71 *	1275.34 *	1784.30 *	2075.06 *	2232.95 *	2367.41 *
-15.0	0.00	0.80	78.77	225.34	487.27 *	1235.66 *	1751.61 *	2053.12 *	2211.68 *	2335.79 *
-17.0	0.00	0.78	76.86	222.68	464.92 *	1190.82 *	1697.91 *	2026.28 *	2185.06 *	2303.52 *
-19.5	0.00	0.75	74.47	219.01	435.08 *	1122.24 *	1633.82 *	1986.58 *	2146.85 *	2259.79 *
-22.5	0.00	0.71	70.99	213.09	395.99 *	1025.55 *	1540.05 *	1905.29 *	2092.09 *	2205.85 *
-25.5	0.00	0.65	66.89	207.40	360.85 *	922.42 *	1399.34 *	1799.34 *	2021.34 *	2139.90 *
-29.0	0.00	0.59	62.36	196.72	324.36 *	779.93 *	1223.70 *	1641.18 *	1907.87 *	2058.52 *
-33.0	0.00	0.51	55.16	183.87	294.88	605.49 *	993.78 *	1396.03 *	1706.69 *	1907.62 *
-37.5	0.00	0.42	47.42	167.18	274.04	445.90 *	731.17 *	1089.08 *	1394.10 *	1654.01 *
-42.5	0.00	0.31	37.49	145.59	246.93	319.79 *	474.13 *	727.77 *	1000.49 *	1260.63 *
-47.5	0.00	0.22	28.08	122.16	218.83	272.93	318.04 *	436.98 *	622.79 *	832.43 *
-55.0	0.00	0.13	15.36	85.30	165.02	216.62	243.45	271.43	302.07	352.10 *
-65.0	0.00	0.07	4.78	35.34	83.21	120.27	143.99	171.74	194.40	211.98
-75.0	0.00	0.06	0.90	6.11	18.14	29.27	39.62	54.26	67.89	79.45
-85.0	0.00	0.06	0.18	0.29	0.35	0.28	0.49	1.09	1.68	2.30
-90.0	0.00	0.04	0.11	0.15	0.08	0.02	0.03	0.08	0.13	0.17

Photometric Toolbox Professional Edition - Copyright 2002-2015 by Lighting Analysts, Inc.

Calculations based on published IES Methods and recommendations, values rounded for display purposes.
Results derived from content of manufacturers photometric file.

CANDELA TABULATION - (Cont.)

Vert. Angles	Horizontal Angles									
	-25.5	**-22.5**	**-19.5**	**-17.0**	**-15.0**	**-13.0**	**-11.0**	**-9.0**	**-7.0**	**-5.0**
90.0	0.21	0.24	0.21	0.18	0.16	0.14	0.12	0.10	0.07	0.05
85.0	1.35	1.57	1.51	1.46	1.42	1.38	1.40	1.34	1.28	1.21
75.0	75.04	82.17	86.27	88.78	90.87	92.19	93.54	94.56	95.28	96.57
65.0	215.80	226.13	234.46	238.86	242.37	245.56	248.28	250.60	252.52	254.00
55.0	367.01 *	409.53 *	478.79 *	524.44 *	559.38 *	593.89 *	621.15 *	646.70 *	667.61 *	683.99 *
47.5	895.87 *	1038.67 *	1170.75 *	1271.20 *	1332.31 *	1383.81 *	1429.90 *	1469.83 *	1502.14 *	1527.84 *
42.5	1357.78 *	1524.83 *	1654.24 *	1753.78 *	1821.94 *	1868.44 *	1898.74 *	1929.20 *	1953.21 *	1970.34 *
37.5	1760.03 *	1894.33 *	1997.55 *	2051.35 *	2092.15 *	2120.11 *	2141.33 *	2159.43 *	2176.02 *	2185.67 *
33.0	1997.95 *	2087.91 *	2156.15 *	2202.82 *	2237.85 *	2269.31 *	2296.22 *	2315.25 *	2330.04 *	2343.12 *
29.0	2127.17 *	2205.05 *	2268.20 *	2319.88 *	2358.64 *	2398.52 *	2431.04 *	2457.69 *	2479.77 *	2497.01 *
25.5	2216.23 *	2286.72 *	2360.48 *	2421.85 *	2470.18 *	2513.78 *	2554.65 *	2585.85 *	2610.00 *	2628.76 *
22.5	2286.73 *	2359.82 *	2440.24 *	2509.37 *	2560.06 *	2607.64 *	2649.14 *	2685.12 *	2708.11 *	2725.58 *
19.5	2352.09 *	2437.49 *	2518.63 *	2588.48 *	2640.32 *	2686.83 *	2727.31 *	2761.77 *	2787.00 *	2804.51 *
17.0	2405.07 *	2498.25 *	2584.72 *	2647.85 *	2697.63 *	2741.45 *	2780.48 *	2812.69 *	2841.38 *	2858.89 *
15.0	2445.83 *	2542.50 *	2630.36 *	2694.12 *	2738.23 *	2777.36 *	2816.23 *	2848.31 *	2876.80 *	2897.47 *
13.0	2483.39 *	2581.93 *	2670.12 *	2731.36 *	2772.82 *	2808.19 *	2845.14 *	2878.91 *	2907.76 *	2931.59 *
11.0	2513.74 *	2616.60 *	2703.58 *	2763.50 *	2805.05 *	2839.72 *	2870.94 *	2903.74 *	2934.24 *	2961.08 *
9.0	2536.34 *	2642.52 *	2731.21 *	2789.81 *	2830.09 *	2866.13 *	2897.02 *	2924.35 *	2954.81 *	2981.58 *
7.0	2551.90 *	2658.89 *	2747.38 *	2809.64 *	2851.08 *	2887.05 *	2918.90 *	2946.65 *	2970.14 *	2998.80 *
5.0	2563.18 *	2670.43 *	2757.95 *	2819.52 *	2862.61 *	2901.00 *	2936.36 *	2963.40 *	2988.36 *	3007.91 *
3.0	2568.74 *	2674.56 *	2762.52 *	2824.22 *	2867.15 *	2905.70 *	2940.48 *	2971.56 *	2997.66 *	3017.38 *
1.0	2569.24 *	2674.87 *	2762.65 *	2824.26 *	2867.49 *	2905.04 *	2940.24 *	2969.92 *	2995.78 *	3016.79 *
0.0	2566.42 *	2671.99 *	2759.88 *	2821.45 *	2864.47 *	2901.81 *	2936.86 *	2965.68 *	2991.11 *	3010.66 *
-1.0	2569.64 *	2675.07 *	2762.66 *	2824.03 *	2866.78 *	2904.24 *	2938.85 *	2967.66 *	2992.68 *	3011.59 *
-3.0	2570.00 *	2675.25 *	2762.58 *	2823.68 *	2865.58 *	2903.38 *	2936.62 *	2965.51 *	2988.55 *	3003.01 *
-5.0	2565.38 *	2671.81 *	2758.17 *	2818.82 *	2860.84 *	2897.61 *	2930.53 *	2953.94 *	2974.58 *	2987.77 *
-7.0	2555.12 *	2660.88 *	2748.21 *	2808.84 *	2848.82 *	2882.04 *	2911.45 *	2935.35 *	2954.25 *	2975.57 *
-9.0	2540.56 *	2645.13 *	2732.36 *	2788.90 *	2827.93 *	2861.00 *	2888.93 *	2912.05 *	2937.19 *	2957.49 *
-11.0	2518.90 *	2619.95 *	2705.08 *	2762.67 *	2802.40 *	2834.84 *	2862.88 *	2891.13 *	2915.99 *	2937.00 *
-13.0	2488.52 *	2586.39 *	2672.61 *	2731.72 *	2770.60 *	2804.05 *	2837.20 *	2866.24 *	2890.39 *	2911.95 *
-15.0	2451.30 *	2548.09 *	2632.80 *	2695.12 *	2736.93 *	2772.99 *	2808.26 *	2836.90 *	2861.49 *	2886.88 *
-17.0	2410.23 *	2503.56 *	2588.57 *	2650.00 *	2697.36 *	2738.06 *	2772.74 *	2802.14 *	2826.42 *	2855.44 *
-19.5	2356.39 *	2443.03 *	2524.65 *	2591.48 *	2641.42 *	2685.12 *	2721.62 *	2752.49 *	2779.94 *	2808.17 *
-22.5	2291.20 *	2364.71 *	2445.51 *	2513.57 *	2563.64 *	2608.43 *	2646.91 *	2680.15 *	2710.91 *	2738.79 *
-25.5	2222.54 *	2291.30 *	2364.35 *	2426.43 *	2473.71 *	2517.17 *	2555.37 *	2591.41 *	2622.40 *	2649.43 *
-29.0	2138.51 *	2211.08 *	2271.71 *	2322.29 *	2362.18 *	2400.82 *	2436.03 *	2469.62 *	2499.18 *	2523.93 *
-33.0	2029.98 *	2104.79 *	2163.43 *	2207.26 *	2240.43 *	2271.15 *	2302.09 *	2328.56 *	2349.52 *	2369.91 *
-37.5	1830.76 *	1944.36 *	2028.38 *	2072.22 *	2103.45 *	2131.65 *	2155.66 *	2177.23 *	2198.67 *	2213.30 *
-42.5	1465.55 *	1627.36 *	1748.62 *	1833.16 *	1896.44 *	1935.71 *	1965.70 *	1993.54 *	2016.32 *	2033.97 *
-47.5	1016.30 *	1160.51 *	1295.33 *	1399.82 *	1461.88 *	1518.87 *	1571.06 *	1612.81 *	1648.47 *	1677.56 *
-55.0	413.64 *	491.08 *	568.84 *	630.38 *	675.73 *	719.22 *	754.07 *	786.76 *	815.78 *	839.30 *
-65.0	226.28	235.44	243.87	249.94	254.54	258.66	262.41	265.92	268.98	271.56
-75.0	89.01	96.39	101.82	105.70	108.83	110.90	113.05	114.93	116.53	118.77
-85.0	2.90	3.70	4.23	4.60	4.85	5.07	5.59	5.62	5.64	5.66
-90.0	0.21	0.24	0.24	0.25	0.25	0.25	0.25	0.25	0.25	0.26

Vert. Angles	Horizontal Angles									
	-3.0	**-1.0**	**0.0**	**1.0**	**3.0**	**5.0**	**7.0**	**9.0**	**11.0**	**13.0**
90.0	0.03	0.01	0.00	0.00	0.00	0.00	0.00	0.00	0.00	0.00
85.0	1.15	1.09	1.06	1.05	1.03	1.01	0.99	0.96	0.94	0.82
75.0	96.13	95.68	95.46	95.44	95.40	95.37	93.56	92.32	90.75	88.84
65.0	255.59	255.67	255.71	255.69	255.64	254.07	252.59	250.65	248.28	245.42

Photometric Toolbox Professional Edition - Copyright 2002-2015 by Lighting Analysts, Inc.

Calculations based on published IES Methods and recommendations, values rounded for display purposes.
Results derived from content of manufacturers photometric file.

CANDELA TABULATION - (Cont.)

55.0	701.05 *	703.44 *	704.64 *	706.32 *	709.67 *	698.08 *	686.98 *	670.99 *	649.78 *	626.35 *
47.5	1555.19 *	1559.80 *	1562.11 *	1563.18 *	1565.31 *	1544.28 *	1524.57 *	1499.33 *	1468.90 *	1430.72 *
42.5	1987.91 *	1991.39 *	1993.14 *	1991.76 *	1989.01 *	1973.14 *	1958.40 *	1938.82 *	1913.55 *	1886.40 *
37.5	2193.75 *	2198.89 *	2199.70 *	2196.99 *	2188.15 *	2176.68 *	2164.01 *	2143.44 *	2122.82 *	2099.85 *
33.0	2352.29 *	2358.23 *	2359.09 *	2356.12 *	2345.86 *	2332.08 *	2314.64 *	2296.69 *	2271.72 *	2244.26 *
29.0	2508.91 *	2516.67 *	2517.84 *	2514.39 *	2501.91 *	2484.91 *	2463.42 *	2436.93 *	2406.36 *	2387.84 *
25.5	2642.14 *	2650.71 *	2652.02 *	2647.54 *	2632.90 *	2614.20 *	2589.41 *	2561.29 *	2536.36 *	2515.88 *
22.5	2737.83 *	2746.10 *	2747.43 *	2742.07 *	2726.13 *	2707.13 *	2682.82 *	2652.53 *	2638.12 *	2617.04 *
19.5	2816.31 *	2824.16 *	2825.61 *	2819.32 *	2801.64 *	2780.10 *	2754.84 *	2736.09 *	2721.70 *	2702.47 *
17.0	2871.50 *	2879.95 *	2881.61 *	2874.17 *	2854.21 *	2830.92 *	2804.25 *	2794.96 *	2780.49 *	2761.70 *
15.0	2910.85 *	2920.19 *	2922.01 *	2913.59 *	2891.53 *	2865.76 *	2847.69 *	2836.97 *	2823.20 *	2803.34 *
13.0	2945.84 *	2955.47 *	2957.60 *	2947.70 *	2922.91 *	2895.32 *	2885.67 *	2875.81 *	2861.05 *	2840.31 *
11.0	2976.29 *	2987.64 *	2990.46 *	2978.62 *	2949.94 *	2926.67 *	2920.52 *	2910.32 *	2894.93 *	2868.57 *
9.0	3002.14 *	3014.09 *	3017.21 *	3002.59 *	2968.96 *	2956.29 *	2951.42 *	2940.65 *	2918.67 *	2892.01 *
7.0	3021.32 *	3035.31 *	3039.27 *	3020.08 *	2981.39 *	2983.27 *	2977.81 *	2960.81 *	2939.27 *	2911.28 *
5.0	3031.89 *	3050.86 *	3056.08 *	3028.55 *	3001.75 *	3003.91 *	2994.03 *	2976.76 *	2955.15 *	2928.89 *
3.0	3033.76 *	3057.79 *	3067.97 *	3021.06 *	3018.28 *	3014.90 *	3004.58 *	2990.69 *	2971.05 *	2946.12 *
1.0	3032.98 *	3048.84 *	3073.10 *	3023.69 *	3029.75 *	3027.62 *	3019.18 *	3004.97 *	2985.38 *	2959.81 *
0.0	3025.51 *	3034.46 *	3042.84 *	3037.85 *	3037.85 *	3033.48 *	3024.63 *	3009.79 *	2990.14 *	2964.15 *
-1.0	3022.82 *	3021.46 *	3074.64 *	3054.02 *	3043.17 *	3036.27 *	3026.24 *	3010.67 *	2990.36 *	2964.23 *
-3.0	3009.95 *	3024.44 *	3072.23 *	3062.81 *	3051.08 *	3039.31 *	3024.86 *	3007.62 *	2985.73 *	2959.36 *
-5.0	3000.72 *	3035.85 *	3065.13 *	3059.64 *	3048.20 *	3039.43 *	3024.02 *	3003.10 *	2979.20 *	2950.63 *
-7.0	2988.53 *	3031.70 *	3053.02 *	3049.10 *	3037.64 *	3029.38 *	3016.64 *	2995.53 *	2970.82 *	2940.85 *
-9.0	2981.12 *	3018.04 *	3034.78 *	3032.03 *	3021.22 *	3011.15 *	2999.11 *	2982.96 *	2957.58 *	2928.15 *
-11.0	2965.44 *	2997.95 *	3011.75 *	3009.47 *	2999.62 *	2988.50 *	2976.25 *	2960.17 *	2940.19 *	2910.25 *
-13.0	2942.87 *	2970.62 *	2982.27 *	2980.59 *	2971.95 *	2959.45 *	2947.43 *	2932.12 *	2912.54 *	2887.83 *
-15.0	2914.96 *	2940.32 *	2950.50 *	2948.80 *	2940.32 *	2928.10 *	2914.41 *	2898.46 *	2880.50 *	2856.48 *
-17.0	2881.44 *	2903.90 *	2912.84 *	2911.46 *	2903.60 *	2891.61 *	2876.20 *	2860.97 *	2842.18 *	2818.89 *
-19.5	2832.00 *	2852.42 *	2860.22 *	2858.95 *	2851.31 *	2839.78 *	2824.40 *	2806.99 *	2788.80 *	2765.27 *
-22.5	2760.40 *	2778.97 *	2785.75 *	2784.79 *	2777.61 *	2766.78 *	2750.70 *	2730.23 *	2711.21 *	2686.74 *
-25.5	2671.22 *	2689.08 *	2695.14 *	2694.34 *	2686.95 *	2675.52 *	2659.97 *	2638.42 *	2615.38 *	2590.95 *
-29.0	2543.86 *	2559.87 *	2565.23 *	2564.88 *	2558.73 *	2548.21 *	2532.77 *	2513.38 *	2488.30 *	2466.52 *
-33.0	2386.62 *	2400.03 *	2404.52 *	2404.27 *	2399.14 *	2390.19 *	2377.03 *	2363.17 *	2344.60 *	2318.61 *
-37.5	2226.98 *	2238.04 *	2241.73 *	2241.27 *	2236.62 *	2229.23 *	2220.74 *	2206.16 *	2189.47 *	2170.32 *
-42.5	2051.67 *	2059.30 *	2063.12 *	2062.78 *	2062.09 *	2051.73 *	2041.67 *	2027.68 *	2010.57 *	1993.57 *
-47.5	1706.94 *	1716.72 *	1721.62 *	1722.57 *	1724.48 *	1707.74 *	1691.94 *	1669.00 *	1638.12 *	1600.78 *
-55.0	863.31 *	870.71 *	874.41 *	875.43 *	877.48 *	863.08 *	849.29 *	830.18 *	806.15 *	779.40 *
-65.0	274.22	275.39	275.97	275.93	275.85	274.31	272.84	270.94	268.60	265.69
-75.0	119.23	119.69	119.92	119.78	119.51	119.24	117.09	115.55	113.68	111.45
-85.0	5.69	5.71	5.72	5.64	5.49	5.33	5.18	5.02	4.87	4.29
-90.0	0.26	0.26	0.26	0.25	0.23	0.20	0.18	0.16	0.13	0.11

Vert. Angles	**Horizontal Angles**									
	15.0	**17.0**	**19.5**	**22.5**	**25.5**	**29.0**	**33.0**	**37.5**	**42.5**	**47.5**
90.0	0.00	0.00	0.00	0.00	0.03	0.07	0.12	0.17	0.22	0.22
85.0	0.76	0.70	0.62	0.52	0.69	0.87	1.01	1.09	1.12	0.95
75.0	86.94	84.19	80.81	76.92	74.93	72.52	68.49	62.42	55.32	44.96
65.0	242.01	238.26	233.54	228.15	224.49	216.31	207.12	194.28	175.62	146.55
55.0	594.54 *	567.88 *	527.98 *	482.99 *	441.89 *	389.44 *	342.71 *	303.28	278.46	246.76
47.5	1384.43 *	1331.87 *	1281.86 *	1202.26 *	1109.37 *	988.49 *	836.06 *	644.99 *	414.88 *	306.13
42.5	1850.80 *	1808.60 *	1758.83 *	1688.84 *	1590.67 *	1457.79 *	1274.61 *	1010.42 *	701.19 *	417.62 *
37.5	2077.31 *	2059.96 *	2035.21 *	1988.11 *	1932.47 *	1842.96 *	1663.96 *	1375.91 *	1012.37 *	650.06 *
33.0	2226.83 *	2206.96 *	2176.49 *	2134.70 *	2087.60 *	2021.24 *	1904.83 *	1665.43 *	1289.91 *	867.70 *
29.0	2363.29 *	2337.74 *	2300.99 *	2255.62 *	2197.83 *	2124.77 *	2021.07 *	1859.73 *	1506.80 *	1061.19 *
25.5	2490.47 *	2460.44 *	2416.72 *	2355.93 *	2285.42 *	2198.27 *	2095.02 *	1961.11 *	1668.10 *	1225.40 *

Photometric Toolbox Professional Edition - Copyright 2002-2015 by Lighting Analysts, Inc.
Calculations based on published IES Methods and recommendations, values rounded for display purposes.
Results derived from content of manufacturers photometric file.

IES FLOOD REPORT
PHOTOMETRIC FILENAME : EPL-SBDL-V2-50RT-24-1227-125DB-50K.IES

CANDELA TABULATION - (Cont.)

22.5	2590.91 *	2560.77 *	2514.20 *	2443.16 *	2358.60 *	2264.55 *	2150.17 *	2018.98 *	1782.73 *	1358.99 *
19.5	2677.66 *	2647.43 *	2598.31 *	2520.11 *	2431.61 *	2322.26 *	2201.11 *	2068.23 *	1870.46 *	1477.47 *
17.0	2739.01 *	2706.42 *	2653.47 *	2576.87 *	2485.88 *	2369.62 *	2239.63 *	2102.39 *	1926.94 *	1559.73 *
15.0	2780.93 *	2744.09 *	2691.39 *	2615.79 *	2524.73 *	2405.28 *	2268.84 *	2131.44 *	1966.02 *	1618.02 *
13.0	2809.75 *	2774.94 *	2723.72 *	2649.44 *	2558.80 *	2441.36 *	2301.05 *	2156.38 *	1993.06 *	1669.83 *
11.0	2838.10 *	2802.22 *	2750.95 *	2678.50 *	2590.02 *	2473.68 *	2334.70 *	2179.61 *	2011.58 *	1714.05 *
9.0	2860.70 *	2825.35 *	2774.12 *	2703.65 *	2621.00 *	2504.70 *	2360.32 *	2200.67 *	2030.36 *	1750.25 *
7.0	2880.64 *	2845.03 *	2797.75 *	2729.26 *	2647.73 *	2531.46 *	2380.50 *	2220.81 *	2046.43 *	1779.32 *
5.0	2899.22 *	2865.59 *	2817.59 *	2749.96 *	2669.09 *	2552.83 *	2400.03 *	2233.68 *	2059.08 *	1801.94 *
3.0	2916.15 *	2882.12 *	2833.47 *	2765.24 *	2685.37 *	2569.74 *	2415.62 *	2245.38 *	2071.95 *	1824.85 *
1.0	2929.72 *	2894.83 *	2845.66 *	2777.54 *	2697.98 *	2582.52 *	2427.43 *	2254.39 *	2076.33 *	1832.59 *
0.0	2934.02 *	2898.75 *	2849.41 *	2781.39 *	2701.91 *	2586.40 *	2430.93 *	2257.13 *	2078.52 *	1836.47 *
-1.0	2933.82 *	2898.43 *	2849.05 *	2780.65 *	2700.81 *	2585.20 *	2429.85 *	2256.26 *	2077.79 *	1834.60 *
-3.0	2928.35 *	2893.11 *	2843.57 *	2774.53 *	2693.86 *	2577.78 *	2422.85 *	2250.98 *	2076.33 *	1830.86 *
-5.0	2919.36 *	2884.11 *	2834.15 *	2765.29 *	2683.20 *	2566.23 *	2411.97 *	2242.95 *	2066.29 *	1811.78 *
-7.0	2907.92 *	2870.38 *	2820.67 *	2750.58 *	2666.59 *	2550.17 *	2397.05 *	2233.68 *	2056.38 *	1792.85 *
-9.0	2894.07 *	2856.67 *	2803.51 *	2730.61 *	2646.31 *	2529.39 *	2381.42 *	2217.06 *	2043.02 *	1768.24 *
-11.0	2877.19 *	2838.91 *	2785.49 *	2710.49 *	2620.78 *	2503.38 *	2358.45 *	2199.46 *	2026.65 *	1738.10 *
-13.0	2854.54 *	2816.55 *	2762.98 *	2686.42 *	2594.57 *	2475.45 *	2330.46 *	2179.49 *	2009.86 *	1699.32 *
-15.0	2829.84 *	2790.71 *	2735.10 *	2657.19 *	2564.73 *	2442.90 *	2301.42 *	2156.21 *	1987.23 *	1652.95 *
-17.0	2793.09 *	2758.57 *	2701.88 *	2622.78 *	2530.56 *	2410.00 *	2274.58 *	2131.31 *	1953.30 *	1599.83 *
-19.5	2737.33 *	2704.35 *	2652.73 *	2571.18 *	2479.82 *	2363.93 *	2237.21 *	2099.94 *	1905.34 *	1523.56 *
-22.5	2657.98 *	2624.22 *	2574.19 *	2499.74 *	2409.33 *	2308.24 *	2188.50 *	2052.32 *	1828.74 *	1413.03 *
-25.5	2562.15 *	2529.64 *	2481.13 *	2413.71 *	2337.13 *	2242.99 *	2134.87 *	1996.92 *	1725.00 *	1285.43 *
-29.0	2437.13 *	2406.72 *	2365.39 *	2312.60 *	2248.88 *	2170.69 *	2063.78 *	1911.58 *	1578.35 *	1126.49 *
-33.0	2298.55 *	2273.87 *	2239.00 *	2192.51 *	2140.81 *	2071.02 *	1958.69 *	1741.87 *	1371.07 *	935.80 *
-37.5	2151.27 *	2129.65 *	2102.13 *	2056.61 *	2002.71 *	1919.44 *	1755.22 *	1475.60 *	1098.93 *	714.03 *
-42.5	1965.41 *	1928.96 *	1881.17 *	1813.13 *	1716.56 *	1581.97 *	1395.41 *	1115.00 *	785.36 *	472.96 *
-47.5	1558.13 *	1506.73 *	1447.85 *	1359.73 *	1257.79 *	1122.46 *	952.67 *	741.29 *	483.50 *	325.78 *
-55.0	739.48 *	700.09 *	651.74 *	594.10 *	541.94 *	467.60 *	388.15 *	326.09 *	288.88	256.27
-65.0	262.24	258.54	253.91	248.63	243.25	235.00	224.62	210.87	191.96	162.43
-75.0	109.25	106.18	102.35	97.93	95.19	90.74	85.41	78.14	68.57	55.61
-85.0	3.98	3.66	3.21	2.63	2.96	3.34	3.52	3.47	2.93	2.01
-90.0	0.09	0.06	0.03	0.00	0.04	0.09	0.15	0.21	0.29	0.29

Vert. Angles	**Horizontal Angles**				
	55.0	**65.0**	**75.0**	**85.0**	**90.0**
90.0	0.14	0.03	0.10	0.23	0.30
85.0	0.52	0.09	0.19	0.30	0.30
75.0	27.62	9.63	2.11	0.44	0.30
65.0	101.68	45.09	12.51	0.71	0.30
55.0	190.69	102.68	31.64	1.31	0.30
47.5	245.52	148.06	52.48	2.26	0.30
42.5	276.95	176.33	66.75	3.24	0.30
37.5	303.69	201.04	79.07	4.48	0.30
33.0	360.77 *	220.50	90.28	5.21	0.30
29.0	453.72 *	236.09	99.98	5.90	0.30
25.5	553.22 *	249.45	107.47	6.46	0.30
22.5	640.42 *	257.49	113.48	6.98	0.30
19.5	727.40 *	265.71	119.01	7.45	0.30
17.0	794.09 *	271.40	123.30	7.80	0.30
15.0	844.50 *	275.64	126.80	8.05	0.30
13.0	892.35 *	279.29	129.03	8.28	0.30
11.0	929.46 *	282.53	131.33	8.90	0.30
9.0	964.13 *	285.37	133.34	8.94	0.30

Photometric Toolbox Professional Edition - Copyright 2002-2015 by Lighting Analysts, Inc.
Calculations based on published IES Methods and recommendations, values rounded for display purposes.
Results derived from content of manufacturers photometric file.

IES FLOOD REPORT
PHOTOMETRIC FILENAME : EPL-SBDL-V2-50RT-24-1227-125DB-50K.IES

CANDELA TABULATION - (Cont.)

7.0	995.64 *	287.78	135.06	8.98	0.30
5.0	1021.74 *	289.75	137.42	9.02	0.30
3.0	1048.96 *	291.77	137.93	9.06	0.30
1.0	1057.71 *	292.44	138.44	9.12	0.30
0.0	1062.09 *	292.78	138.70	9.12	0.30
-1.0	1059.57 *	292.58	138.54	9.10	0.30
-3.0	1054.54 *	292.18	138.21	9.07	0.30
-5.0	1030.99 *	290.43	137.88	9.04	0.30
-7.0	1008.51 *	288.72	135.71	9.00	0.30
-9.0	980.54 *	286.55	134.19	8.97	0.30
-11.0	949.25 *	283.94	132.37	8.94	0.30
-13.0	915.37 *	280.92	130.25	8.33	0.30
-15.0	870.38 *	277.48	128.21	8.12	0.30
-17.0	822.85 *	273.45	124.90	7.87	0.30
-19.5	757.93 *	268.04	120.84	7.54	0.30
-22.5	676.01 *	260.05	115.59	7.09	0.30
-25.5	592.06 *	252.33	109.85	6.59	0.30
-29.0	486.82 *	239.59	102.67	6.05	0.30
-33.0	389.02 *	224.48	92.97	5.37	0.30
-37.5	317.27 *	205.25	82.14	4.66	0.30
-42.5	284.17	181.23	69.11	3.38	0.30
-47.5	252.50	154.32	55.80	2.35	0.30
-55.0	199.91	110.17	34.34	1.36	0.30
-65.0	113.98	53.01	13.96	0.72	0.30
-75.0	34.44	12.30	2.83	0.44	0.30
-85.0	0.92	0.17	0.19	0.30	0.30
-90.0	0.18	0.04	0.10	0.23	0.30

Photometric Toolbox Professional Edition - Copyright 2002-2015 by Lighting Analysts, Inc.
Calculations based on published IES Methods and recommendations, values rounded for display purposes.
Results derived from content of manufacturers photometric file.

IES FLOOD REPORT
PHOTOMETRIC FILENAME : EPL-SBDL-V2-50RT-24-1227-125DB-50K.IES

LUMEN TABULATION
Average Of Right And Left Sides
Total Luminaire Lumens (one side of beam only) = 3145.73
Total Field Lumens (one side of beam only) = 3009.94
* Indicates Values Inside Field Edge

Vert. Angles	Horizontal Angles									
	0	1	3	5	7	9	11	13	15	17
90	0.00	0.00	0.00	0.00	0.00	0.00	0.00	0.00	0.00	0.00
85	0.15	0.29	0.29	0.29	0.29	0.28	0.28	0.27	0.26	0.31
75	0.53	1.07	1.07	1.06	1.04	1.03	1.01	0.99	0.96	1.16
65	1.46 *	2.92 *	2.90 *	2.84 *	2.77 *	2.69 *	2.59 *	2.47 *	2.35 *	2.75 *
55	2.59 *	5.17 *	5.12 *	5.02 *	4.90 *	4.76 *	4.58 *	4.38 *	4.15 *	4.85 *
47.5	2.71 *	5.40 *	5.36 *	5.28 *	5.19 *	5.08 *	4.95 *	4.79 *	4.60 *	5.44 *
42.5	3.19 *	6.37 *	6.33 *	6.27 *	6.19 *	6.09 *	5.98 *	5.84 *	5.68 *	6.83 *
37.5	3.12 *	6.23 *	6.19 *	6.14 *	6.07 *	5.99 *	5.89 *	5.77 *	5.65 *	6.87 *
33	2.97 *	5.92 *	5.88 *	5.83 *	5.76 *	5.67 *	5.57 *	5.46 *	5.34 *	6.50 *
29	2.75 *	5.49 *	5.45 *	5.40 *	5.33 *	5.24 *	5.15 *	5.04 *	4.92 *	5.98 *
25.5	2.47 *	4.91 *	4.88 *	4.83 *	4.77 *	4.69 *	4.61 *	4.51 *	4.41 *	5.34 *
22.5	2.54 *	5.07 *	5.04 *	4.99 *	4.92 *	4.85 *	4.77 *	4.67 *	4.56 *	5.53 *
19.5	2.17 *	4.33 *	4.30 *	4.25 *	4.20 *	4.15 *	4.08 *	4.00 *	3.91 *	4.73 *
17	1.77 *	3.52 *	3.49 *	3.46 *	3.42 *	3.37 *	3.32 *	3.26 *	3.18 *	3.86 *
15	1.79 *	3.56 *	3.53 *	3.50 *	3.46 *	3.42 *	3.36 *	3.30 *	3.23 *	3.92 *
13	1.81 *	3.60 *	3.57 *	3.54 *	3.50 *	3.46 *	3.40 *	3.34 *	3.26 *	3.96 *
11	1.83 *	3.63 *	3.60 *	3.57 *	3.54 *	3.49 *	3.43 *	3.37 *	3.30 *	4.00 *
9	1.84 *	3.66 *	3.63 *	3.60 *	3.56 *	3.52 *	3.46 *	3.40 *	3.32 *	4.04 *
7	1.85 *	3.68 *	3.65 *	3.62 *	3.59 *	3.54 *	3.48 *	3.42 *	3.34 *	4.06 *
5	1.86 *	3.69 *	3.67 *	3.64 *	3.60 *	3.56 *	3.50 *	3.43 *	3.36 *	4.08 *
3	1.86 *	3.69 *	3.68 *	3.65 *	3.61 *	3.57 *	3.51 *	3.44 *	3.37 *	4.09 *
1	0.93 *	1.85 *	1.84 *	1.83 *	1.81 *	1.79 *	1.76 *	1.72 *	1.69 *	2.05 *
0	0.93 *	1.85 *	1.84 *	1.83 *	1.81 *	1.79 *	1.76 *	1.72 *	1.69 *	2.05 *
-1	1.86 *	3.70 *	3.68 *	3.65 *	3.62 *	3.57 *	3.51 *	3.45 *	3.37 *	4.10 *

Photometric Toolbox Professional Edition - Copyright 2002-2015 by Lighting Analysts, Inc.
Calculations based on published IES Methods and recommendations, values rounded for display purposes.
Results derived from content of manufacturers photometric file.

LUMENS TABULATION - (Cont.)

-3	1.86 *	3.70 *	3.67 *	3.65 *	3.61 *	3.56 *	3.51 *	3.44 *	3.37 *	4.09 *
-5	1.86 *	3.69 *	3.66 *	3.64 *	3.60 *	3.55 *	3.50 *	3.43 *	3.36 *	4.08 *
-7	1.85 *	3.68 *	3.65 *	3.62 *	3.58 *	3.53 *	3.48 *	3.41 *	3.34 *	4.06 *
-9	1.84 *	3.66 *	3.63 *	3.59 *	3.56 *	3.51 *	3.45 *	3.39 *	3.32 *	4.03 *
-11	1.82 *	3.63 *	3.60 *	3.56 *	3.53 *	3.48 *	3.42 *	3.36 *	3.29 *	3.99 *
-13	1.81 *	3.59 *	3.56 *	3.53 *	3.49 *	3.45 *	3.39 *	3.33 *	3.25 *	3.95 *
-15	1.78 *	3.55 *	3.53 *	3.49 *	3.45 *	3.41 *	3.35 *	3.29 *	3.21 *	3.90 *
-17	2.20 *	4.38 *	4.34 *	4.30 *	4.25 *	4.19 *	4.12 *	4.04 *	3.95 *	4.78 *
-19.5	2.58 *	5.14 *	5.10 *	5.05 *	4.99 *	4.91 *	4.83 *	4.73 *	4.62 *	5.59 *
-22.5	2.50 *	4.99 *	4.95 *	4.90 *	4.84 *	4.76 *	4.68 *	4.58 *	4.47 *	5.41 *
-25.5	2.80 *	5.59 *	5.55 *	5.49 *	5.42 *	5.33 *	5.23 *	5.12 *	5.00 *	6.06 *
-29	3.03 *	6.03 *	5.99 *	5.93 *	5.86 *	5.77 *	5.67 *	5.56 *	5.43 *	6.60 *
-33	3.18 *	6.35 *	6.31 *	6.25 *	6.18 *	6.10 *	5.99 *	5.88 *	5.76 *	7.00 *
-37.5	3.28 *	6.54 *	6.50 *	6.44 *	6.37 *	6.27 *	6.16 *	6.04 *	5.89 *	7.11 *
-42.5	2.88 *	5.75 *	5.70 *	5.63 *	5.54 *	5.43 *	5.30 *	5.15 *	4.96 *	5.89 *
-47.5	2.96 *	5.91 *	5.85 *	5.73 *	5.60 *	5.44 *	5.24 *	5.02 *	4.76 *	5.56 *
-55	1.75 *	3.49 *	3.45 *	3.37 *	3.29 *	3.18 *	3.06 *	2.92 *	2.76 *	3.22 *
-65	0.60	1.20	1.19	1.18	1.16	1.14	1.12	1.09	1.07	1.29
-75	0.19	0.38	0.38	0.37	0.37	0.36	0.35	0.34	0.33	0.39
-85	0.00	0.01	0.01	0.01	0.01	0.01	0.01	0.01	0.01	0.01
-90										
Total	85.77	170.87	169.60	167.84	165.65	162.97	159.82	156.18	152.02	183.50

Vert. Angles	**Horizontal Angles**									
	19.5	**22.5**	**25.5**	**29**	**33**	**37.5**	**42.5**	**47.5**	**55**	**65**
90	0.00	0.00	0.00	0.00	0.00	0.00	0.00	0.00	0.00	0.00
85	0.35	0.33	0.35	0.35	0.33	0.28	0.21	0.20	0.11	0.02
75	1.33	1.26	1.36	1.40	1.36	1.24	0.96	0.96	0.58	0.14
65	3.01 *	2.71 *	2.81 *	2.80	2.71	2.54	2.06	2.20	1.48	0.41
55	5.27 *	4.65 *	4.66 *	4.36 *	3.81 *	3.10 *	2.28 *	2.45	1.78	0.55

Photometric Toolbox Professional Edition - Copyright 2002-2015 by Lighting Analysts, Inc.
Calculations based on published IES Methods and recommendations, values rounded for display purposes.
Results derived from content of manufacturers photometric file.

LUMENS TABULATION - (Cont.)

47.5	6.04 *	5.43 *	5.50 *	5.15 *	4.38 *	3.31 *	2.11 *	2.02 *	1.48	0.49
42.5	7.75 *	7.17 *	7.50 *	7.28 *	6.41 *	4.98 *	3.08 *	2.56 *	1.68	0.59
37.5	7.90 *	7.46 *	8.03 *	8.10 *	7.46 *	6.05 *	3.85 *	2.97 *	1.69	0.60
33	7.50 *	7.13 *	7.79 *	8.07 *	7.74 *	6.57 *	4.34 *	3.30 *	1.70 *	0.59
29	6.89 *	6.55 *	7.18 *	7.52 *	7.40 *	6.53 *	4.49 *	3.46 *	1.69 *	0.55
25.5	6.13 *	5.82 *	6.38 *	6.70 *	6.68 *	6.06 *	4.31 *	3.39 *	1.62 *	0.50
22.5	6.34 *	6.01 *	6.56 *	6.90 *	6.92 *	6.40 *	4.68 *	3.77 *	1.77 *	0.52
19.5	5.44 *	5.14 *	5.60 *	5.88 *	5.91 *	5.54 *	4.14 *	3.41 *	1.59 *	0.44
17	4.43 *	4.19 *	4.57 *	4.78 *	4.81 *	4.54 *	3.44 *	2.88 *	1.35 *	0.36
15	4.50 *	4.26 *	4.63 *	4.84 *	4.87 *	4.62 *	3.54 *	3.01 *	1.41 *	0.37
13	4.56 *	4.31 *	4.69 *	4.90 *	4.93 *	4.68 *	3.62 *	3.12 *	1.46 *	0.37
11	4.61 *	4.36 *	4.75 *	4.95 *	4.98 *	4.73 *	3.69 *	3.21 *	1.50 *	0.38
9	4.65 *	4.40 *	4.79 *	5.00 *	5.02 *	4.77 *	3.74 *	3.29 *	1.54 *	0.38
7	4.68 *	4.43 *	4.82 *	5.03 *	5.05 *	4.81 *	3.78 *	3.35 *	1.58 *	0.38
5	4.70 *	4.45 *	4.85 *	5.06 *	5.07 *	4.83 *	3.82 *	3.40 *	1.61 *	0.39
3	4.71 *	4.47 *	4.87 *	5.07 *	5.08 *	4.85 *	3.84 *	3.44 *	1.63 *	0.39
1	2.36 *	2.24 *	2.44 *	2.54 *	2.55 *	2.42 *	1.92 *	1.72 *	0.82 *	0.19
0	2.36 *	2.24 *	2.44 *	2.54 *	2.55 *	2.43 *	1.92 *	1.72 *	0.82 *	0.19
-1	4.72 *	4.47 *	4.87 *	5.08 *	5.09 *	4.85 *	3.84 *	3.45 *	1.63 *	0.39
-3	4.71 *	4.47 *	4.86 *	5.07 *	5.08 *	4.84 *	3.83 *	3.43 *	1.62 *	0.39
-5	4.69 *	4.45 *	4.84 *	5.05 *	5.06 *	4.82 *	3.81 *	3.38 *	1.59 *	0.39
-7	4.67 *	4.42 *	4.81 *	5.02 *	5.04 *	4.80 *	3.77 *	3.33 *	1.57 *	0.38
-9	4.63 *	4.39 *	4.78 *	4.98 *	5.00 *	4.76 *	3.73 *	3.26 *	1.53 *	0.38
-11	4.59 *	4.35 *	4.73 *	4.94 *	4.96 *	4.72 *	3.67 *	3.19 *	1.49 *	0.38
-13	4.54 *	4.29 *	4.67 *	4.88 *	4.91 *	4.66 *	3.61 *	3.09 *	1.44 *	0.37
-15	4.48 *	4.23 *	4.61 *	4.82 *	4.85 *	4.59 *	3.52 *	2.97 *	1.39 *	0.37
-17	5.49 *	5.20 *	5.66 *	5.93 *	5.98 *	5.63 *	4.25 *	3.54 *	1.65 *	0.45
-19.5	6.42 *	6.08 *	6.64 *	6.97 *	7.01 *	6.54 *	4.84 *	3.94 *	1.84 *	0.52

Photometric Toolbox Professional Edition - Copyright 2002-2015 by Lighting Analysts, Inc.
Calculations based on published IES Methods and recommendations, values rounded for display purposes.
Results derived from content of manufacturers photometric file.

LUMENS TABULATION - (Cont.)

-22.5	6.22 *	5.89 *	6.45 *	6.79 *	6.79 *	6.23 *	4.50 *	3.57 *	1.69 *	0.51
-25.5	6.98 *	6.64 *	7.28 *	7.65 *	7.58 *	6.77 *	4.73 *	3.68 *	1.77 *	0.56
-29	7.62 *	7.25 *	7.94 *	8.27 *	8.02 *	6.92 *	4.64 *	3.53 *	1.78 *	0.60
-33	8.08 *	7.65 *	8.29 *	8.44 *	7.88 *	6.49 *	4.18 *	3.20 *	1.76	0.62
-37.5	8.10 *	7.54 *	7.96 *	7.81 *	6.96 *	5.47 *	3.39 *	2.75 *	1.73	0.61
-42.5	6.58 *	5.96 *	6.07 *	5.72 *	4.89 *	3.70 *	2.32 *	2.14 *	1.53	0.52
-47.5	6.05 *	5.35 *	5.33 *	4.93 *	4.24 *	3.40 *	2.43 *	2.56	1.87	0.59
-55	3.51 *	3.12 *	3.19 *	3.10 *	2.92	2.69	2.19	2.35	1.61	0.46
-65	1.47	1.39	1.51	1.55	1.52	1.40	1.09	1.10	0.68	0.17
-75	0.44	0.41	0.43	0.44	0.41	0.36	0.27	0.25	0.14	0.03
-85	0.01	0.01	0.01	0.01	0.01	0.01	0.00	0.00	0.00	0.00
-90										
Total	209.51	196.58	211.49	216.67	210.20	188.94	138.43	118.53	61.17	17.49

Vert. Angles	**Horizontal Angles**		
	75	**85**	**90**	**Total**
90	0.00	0.00	0.04
85	0.00	0.00	5.23
75	0.01	0.00	20.51
65	0.04	0.00	48.53
55	0.06	0.00	78.50
47.5	0.06	0.00	84.76
42.5	0.08	0.00	107.85
37.5	0.08	0.00	112.14
33	0.08	0.00	109.74
29	0.08	0.00	103.09
25.5	0.07	0.00	93.09
22.5	0.08	0.00	96.91
19.5	0.07	0.00	83.27
17	0.06	0.00	68.06

Photometric Toolbox Professional Edition - Copyright 2002-2015 by Lighting Analysts, Inc.
Calculations based on published IES Methods and recommendations, values rounded for display purposes.
Results derived from content of manufacturers photometric file.

LUMENS TABULATION - (Cont.)

15			
	0.06	0.00	69.18
13			
	0.06	0.00	70.15
11			
	0.06	0.00	70.97
9			
	0.06	0.00	71.66
7			
	0.06	0.00	72.20
5			
	0.06	0.00	72.62
3			
	0.06	0.00	72.87
1			
	0.03	0.00	36.47
0			
	0.03	0.00	36.49
-1			
	0.06	0.00	72.97
-3			
	0.06	0.00	72.82
-5			
	0.06	0.00	72.50
-7			
	0.06	0.00	72.06
-9			
	0.06	0.00	71.47
-11			
	0.06	0.00	70.75
-13			
	0.06	0.00	69.87
-15			
	0.06	0.00	68.84
-17			
	0.07	0.00	84.38
-19.5			
	0.08	0.00	98.42
-22.5			
	0.07	0.00	94.80
-25.5			
	0.08	0.00	105.31
-29			
	0.09	0.00	112.53
-33			
	0.09	0.00	115.68
-37.5			
	0.08	0.00	112.98
-42.5			
	0.06	0.00	91.73
-47.5			
	0.07	0.00	88.90
-55			
	0.05	0.00	55.69
-65			
	0.02	0.00	22.95

Photometric Toolbox Professional Edition - Copyright 2002-2015 by Lighting Analysts, Inc.
Calculations based on published IES Methods and recommendations, values rounded for display purposes.
Results derived from content of manufacturers photometric file.

LUMENS TABULATION - (Cont.)

-75			
	0.00	0.00	6.64
-85			
	0.00	0.00	0.13
-90			
Total	2.48	0.01	3145.73

Photometric Toolbox Professional Edition - Copyright 2002-2015 by Lighting Analysts, Inc.
Calculations based on published IES Methods and recommendations, values rounded for display purposes.
Results derived from content of manufacturers photometric file.

IES FLOOD REPORT
PHOTOMETRIC FILENAME : EPL-SBDL-V2-50RT-24-1227-125DB-50K.IES

AXIAL CANDELA DISPLAY

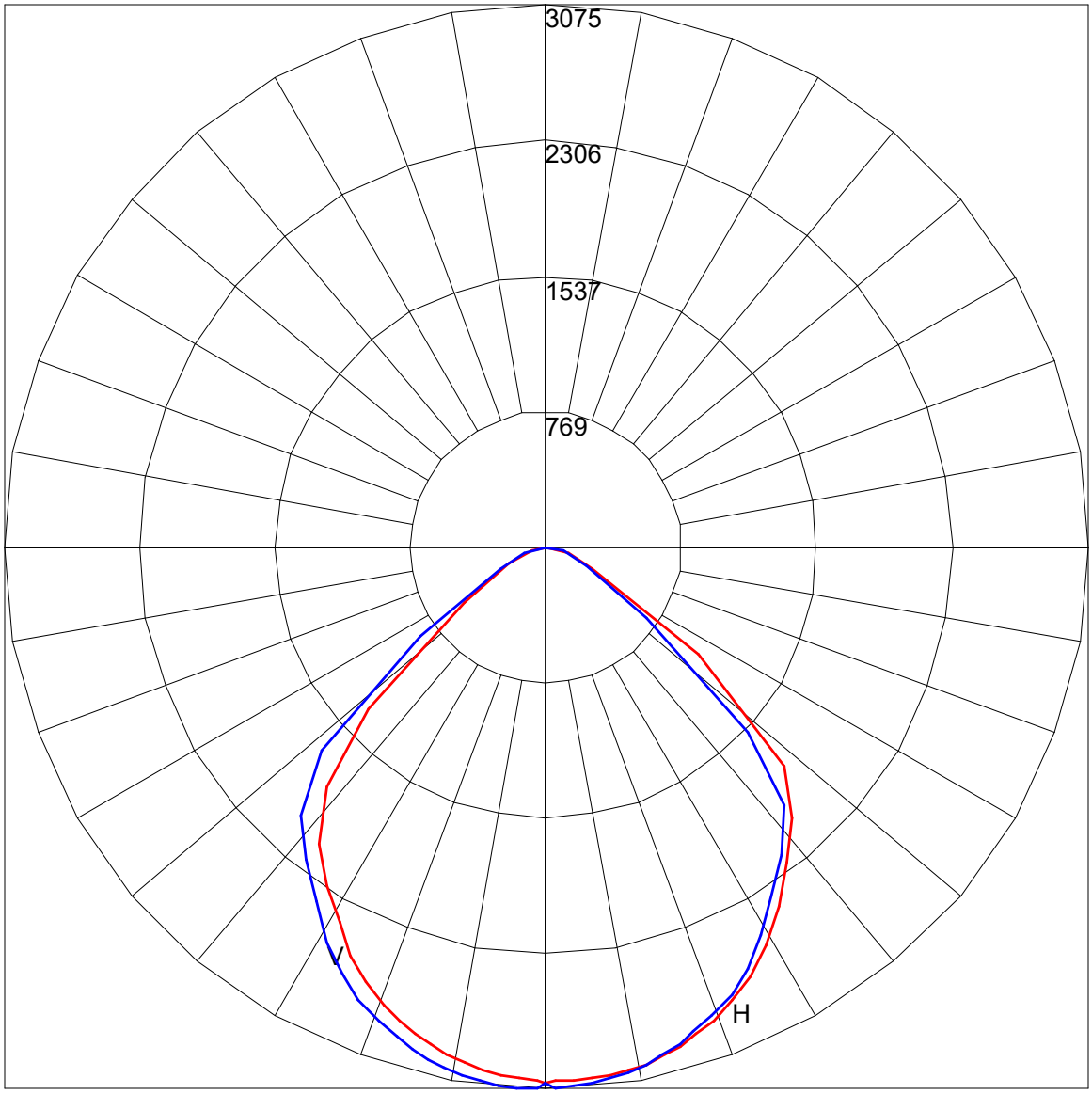

Maximum Candela = 3074.64 Located At Horizontal Angle = 0, Vertical Angle =-1
H - Horizontal Axial Candela
V - Vertical Axial Candela

IES FLOOD REPORT
PHOTOMETRIC FILENAME : EPL-SBDL-V2-50RT-24-1227-125DB-50K.IES

ISOCANDELA CURVES

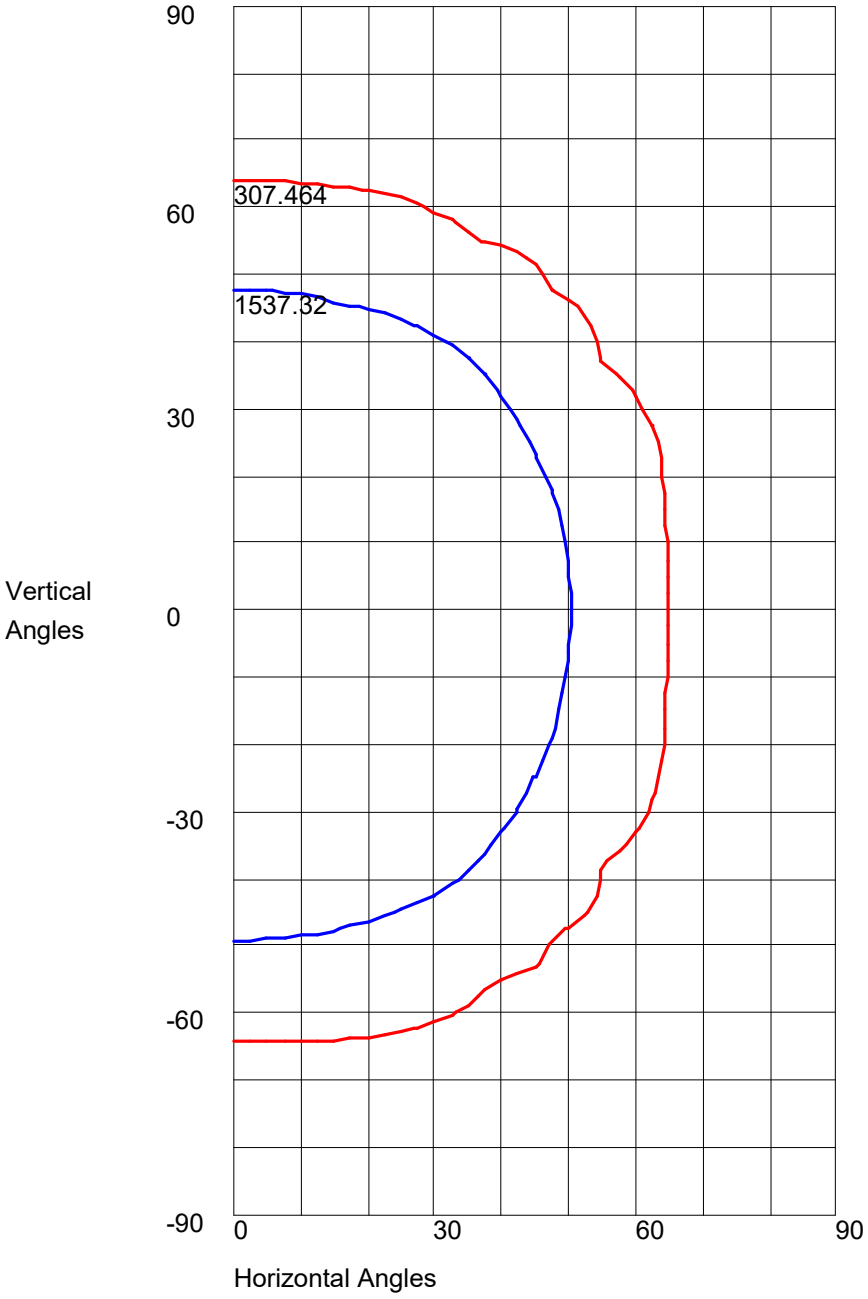

Maximum Candela = 3074.64 Located At Horizontal Angle = 0, Vertical Angle =-1
50% Maximum Candela = 1537.32
10% Maximum Candela = 307.464

Photometric Toolbox Professional Edition - Copyright 2002-2015 by Lighting Analysts, Inc.
Calculations based on published IES Methods and recommendations, values rounded for display purposes.
Results derived from content of manufacturers photometric file.

IES FLOOD REPORT
PHOTOMETRIC FILENAME : EPL-SBDL-V2-50RT-24-1227-140DB-50K.IES

DESCRIPTIVE INFORMATION (From Photometric File)

IESNA:LM-63-2002
[TEST] 173038
[TESTLAB] RADIANT IMAGING PROSOURCE
[TESTDATE] 06-10-2017
[ISSUEDATE] 06-10-2017
[MANUFAC] LARSON ELECTRONICS LLC
[LUMCAT] EPL-SBDL-V2-50RT-24-1227-140DB-50K
[MORE] IRON X SERIES
[LUMINAIRE] CLASS 1 DIV 1 EXPLOSION PROOF LED DOCK LIGHT, LOW PROFILE
[MORE] 140 DEGREE BEAM, 120-277V AC 50/60 HZ, 5000K
[LAMP] CREE CXB1512
[LAMPPOSITION] 0,0
[OTHER] EVERFINE GO-R5000 V2
[_SEARCH _SOURCETYPE] LED
[_SEARCH_APPLICATION] INDOOR, OUTDOOR, HARBOR, INDUSTRIAL, WATER TREATMENT, OIL FIELD, REFINERY, HIGH
[_SEARCH _MOUNTING] CEILING, SURFACE
[_SEARCH _CERTIFICATION] NEC, UL
[_SEARCH_COLORTEMP] 5000K
[_SEARCH_CRI] 85
[_SEARCH _CLASSIFICATION] CLASS I, CLASS II, DIVISION 1, DIVISION 2, GROUP C, GROUP D, GROUP E, GROUP F, GR

Note: Candela values converted from Type-C to Type-B

CHARACTERISTICS



NEMA Type	6 H x 7 V
Maximum Candela	1915.89
Maximum Candela Angle	37.5H -47.5V
Horizontal Beam Angle (50%)	112.6
Vertical Beam Angle (50%)	122.1
Horizontal Field Angle (10%)	128.2
Vertical Field Angle (10%)	143.5
Lumens Per Lamp	5402.97 (1 lamp)
Total Lamp Lumens	5402.97
Beam Lumens	3999
Beam Efficiency	74 %
Field Lumens	5338
Field Efficiency	99 %
Spill Lumens	54
Luminaire Lumens	5392
Total Efficiency	100 %
Total Luminaire Watts	48.57
Ballast Factor	1.00

Photometric Toolbox Professional Edition - Copyright 2002-2015 by Lighting Analysts, Inc.
Calculations based on published IES Methods and recommendations, values rounded for display purposes.
Results derived from content of manufacturers photometric file.

IES FLOOD REPORT
PHOTOMETRIC FILENAME : EPL-SBDL-V2-50RT-24-1227-140DB-50K.IES

AXIAL CANDELA

DEG.	HOR.	DEG.	VERT.
90	.48	90	0
85	15.73	85	15.07
75	83.92	75	87.45
65	1607.09	65	1497.8
55	1731.44	55	1775.22
47.5	1220.5	47.5	1296.6
42.5	1145.06	42.5	1147.47
37.5	1003.79	37.5	1089.71
33	941.02	33	954.88
29	918.09	29	933.91
25.5	919.51	25.5	932.82
22.5	930.2	22.5	940.36
19.5	940.69	19.5	950.73
17	949.63	17	958.26
15	956.84	15	965.35
13	962.3	13	971.8
11	967.65	11	976.82
9	977.26	9	984.14
7	990.03	7	995.71
5	1000.62	5	1007.94
3	1006.84	3	1016.67
1	1009.25	1	1020.81
0	1011.29	0	1011.29
-1	1008.8	-1	1020.71
-3	1004.12	-3	1017.76
-5	993.64	-5	1009.9
-7	981.3	-7	998.54
-9	970.05	-9	985.77
-11	963.83	-11	977.26
-13	958.04	-13	971.9
-15	950.95	-15	965.14
-17	943.85	-17	957.38
-19.5	936.32	-19.5	949.53
-22.5	926.6	-22.5	939.27
-25.5	921.69	-25.5	932.28
-29	924.42	-29	932.93
-33	942.75	-33	951.49
-37.5	1097.02	-37.5	1053.36
-42.5	1129.56	-42.5	1139.39
-47.5	1309.37	-47.5	1278.15
-55	1792.8	-55	1790.73
-65	1384.49	-65	1560.14
-75	85.13	-75	90.51
-85	12.77	-85	15.8
-90	0	-90	.49

Photometric Toolbox Professional Edition - Copyright 2002-2015 by Lighting Analysts, Inc.
Calculations based on published IES Methods and recommendations, values rounded for display purposes.
Results derived from content of manufacturers photometric file.

IES FLOOD REPORT
PHOTOMETRIC FILENAME : EPL-SBDL-V2-50RT-24-1227-140DB-50K.IES

CANDELA TABULATION
Maximum Candela = 1915.89
Beam Edge = 957.945 Cd (50% of Max.)
Field Edge = 191.589 Cd (10% of Max.)
* Indicates Values Inside Field Edge

Vert. Angles	Horizontal Angles									
	-90.0	-85.0	-75.0	-65.0	-55.0	-47.5	-42.5	-37.5	-33.0	-29.0
90.0	0.00	0.07	0.21	0.28	0.14	0.03	0.04	0.12	0.19	0.25
85.0	0.00	0.08	0.27	0.90	3.06	4.23	5.42	7.59	9.28	10.73
75.0	0.00	0.09	8.05	16.34	23.06	28.15	32.63	40.52	47.31	52.92
65.0	0.00	0.27	17.80	36.57	54.49	67.98	113.88	344.46 *	612.79 *	857.30 *
55.0	0.00	2.33	28.87	61.36	366.12 *	927.45 *	1230.34 *	1499.57 *	1710.18 *	1805.59 *
47.5	0.00	4.93	39.23	98.70	1050.90 *	1571.14 *	1775.64 *	1865.32 *	1817.91 *	1702.80 *
42.5	0.00	6.29	46.49	236.94 *	1405.39 *	1781.79 *	1840.36 *	1743.24 *	1571.72 *	1407.69 *
37.5	0.00	7.48	53.75	482.81 *	1642.38 *	1822.24 *	1719.58 *	1491.73 *	1310.92 *	1184.89 *
33.0	0.00	8.52	60.05	715.25 *	1751.29 *	1764.44 *	1532.24 *	1291.11 *	1153.31 *	1098.72 *
29.0	0.00	9.51	64.86	887.07 *	1796.39 *	1662.66 *	1373.34 *	1166.61 *	1096.55 *	1144.86 *
25.5	0.00	10.27	68.62	1034.84 *	1814.12 *	1563.67 *	1264.72 *	1110.04 *	1131.55 *	1046.41 *
22.5	0.00	10.81	71.70	1114.83 *	1818.49 *	1492.08 *	1190.19 *	1093.52 *	1116.93 *	967.90 *
19.5	0.00	11.28	74.41	1192.19 *	1815.05 *	1429.92 *	1157.53 *	1121.20 *	999.87 *	930.18 *
17.0	0.00	11.63	76.34	1239.53 *	1810.54 *	1389.03 *	1137.52 *	1147.27 *	956.28 *	918.83 *
15.0	0.00	11.88	77.92	1275.43 *	1805.48 *	1361.86 *	1125.27 *	1154.96 *	939.12 *	913.52 *
13.0	0.00	12.10	79.19	1307.02 *	1799.37 *	1341.59 *	1119.61 *	1140.67 *	935.68 *	910.85 *
11.0	0.00	12.77	80.49	1333.73 *	1795.24 *	1325.77 *	1118.98 *	1115.21 *	932.97 *	912.66 *
9.0	0.00	12.77	81.66	1352.02 *	1792.06 *	1312.89 *	1118.73 *	1098.05 *	932.85 *	914.53 *
7.0	0.00	12.77	82.69	1366.34 *	1789.16 *	1304.93 *	1119.69 *	1088.33 *	934.31 *	916.64 *
5.0	0.00	12.77	84.03	1376.64 *	1788.09 *	1301.79 *	1122.43 *	1086.33 *	935.84 *	918.78 *
3.0	0.00	12.77	84.47	1387.53 *	1787.02 *	1297.95 *	1124.47 *	1084.99 *	938.03 *	920.91 *
1.0	0.00	12.77	84.91	1385.50 *	1790.87 *	1305.56 *	1127.86 *	1089.59 *	940.83 *	923.15 *
0.0	0.00	12.77	85.13	1384.49 *	1792.80 *	1309.37 *	1129.56 *	1097.02 *	942.75 *	924.42 *
-1.0	0.00	12.77	84.92	1385.51 *	1792.45 *	1307.23 *	1128.54 *	1094.63 *	941.71 *	923.77 *
-3.0	0.00	12.77	84.49	1387.54 *	1791.74 *	1302.96 *	1126.50 *	1100.72 *	940.70 *	922.79 *
-5.0	0.00	12.77	84.06	1376.57 *	1795.99 *	1310.30 *	1126.04 *	1114.34 *	940.37 *	921.93 *
-7.0	0.00	12.76	82.75	1366.12 *	1800.25 *	1317.04 *	1125.01 *	1130.50 *	940.91 *	921.32 *
-9.0	0.00	12.76	81.75	1351.54 *	1806.37 *	1328.91 *	1126.17 *	1154.28 *	941.85 *	920.92 *
-11.0	0.00	12.76	80.63	1332.83 *	1812.39 *	1346.15 *	1129.16 *	1171.71 *	945.29 *	920.94 *
-13.0	0.00	12.08	79.38	1305.36 *	1819.18 *	1366.72 *	1133.19 *	1181.94 *	955.13 *	921.25 *
-15.0	0.00	11.86	78.17	1272.70 *	1827.53 *	1392.18 *	1143.33 *	1180.40 *	969.66 *	924.60 *
-17.0	0.00	11.61	76.67	1235.47 *	1834.54 *	1425.03 *	1161.04 *	1160.07 *	1010.32 *	931.05 *
-19.5	0.00	11.26	74.84	1186.13 *	1841.36 *	1473.31 *	1188.20 *	1125.42 *	1092.61 *	947.84 *
-22.5	0.00	10.78	72.21	1103.29 *	1847.39 *	1543.11 *	1229.43 *	1108.49 *	1174.52 *	1000.55 *
-25.5	0.00	10.24	69.16	1018.98 *	1845.81 *	1623.63 *	1308.87 *	1132.34 *	1141.13 *	1134.09 *
-29.0	0.00	9.47	65.34	870.16 *	1830.57 *	1720.31 *	1425.40 *	1197.09 *	1110.25 *	1164.06 *
-33.0	0.00	8.48	60.44	691.25 *	1782.91 *	1816.37 *	1589.87 *	1331.73 *	1176.86 *	1111.58 *
-37.5	0.00	7.44	54.10	433.85 *	1663.47 *	1866.49 *	1773.60 *	1542.47 *	1348.80 *	1210.99 *
-42.5	0.00	6.25	46.65	209.37 *	1403.34 *	1812.66 *	1886.96 *	1795.62 *	1623.44 *	1456.26 *
-47.5	0.00	4.91	39.26	93.99	1021.17 *	1580.84 *	1799.37 *	1908.94 *	1871.68 *	1761.94 *
-55.0	0.00	2.36	28.87	63.20	319.70 *	894.22 *	1214.18 *	1496.39 *	1719.58 *	1827.60 *
-65.0	0.00	0.28	17.71	36.62	55.78	65.68	89.65	307.00 *	570.59 *	830.62 *
-75.0	0.00	0.09	7.86	16.17	22.88	27.82	32.00	39.84	46.69	52.17
-85.0	0.00	0.09	0.29	0.98	3.27	4.24	5.35	7.42	9.05	10.43
-90.0	0.00	0.07	0.21	0.28	0.14	0.03	0.04	0.11	0.17	0.23

Photometric Toolbox Professional Edition - Copyright 2002-2015 by Lighting Analysts, Inc.

Calculations based on published IES Methods and recommendations, values rounded for display purposes.
Results derived from content of manufacturers photometric file.

IES FLOOD REPORT
PHOTOMETRIC FILENAME : EPL-SBDL-V2-50RT-24-1227-140DB-50K.IES

CANDELA TABULATION - (Cont.)

Vert. Angles	Horizontal Angles									
	-25.5	**-22.5**	**-19.5**	**-17.0**	**-15.0**	**-13.0**	**-11.0**	**-9.0**	**-7.0**	**-5.0**
90.0	0.30	0.35	0.30	0.26	0.23	0.20	0.17	0.14	0.11	0.08
85.0	11.90	12.85	13.20	13.50	13.73	13.95	14.49	14.59	14.70	14.80
75.0	57.55	60.91	64.59	67.87	70.54	73.28	76.03	78.56	80.88	83.55
65.0	1056.70 *	1197.12 *	1307.08 *	1359.51 *	1396.03 *	1423.69 *	1447.09 *	1464.60 *	1478.29 *	1488.28 *
55.0	1839.21 *	1843.54 *	1830.07 *	1816.54 *	1806.34 *	1796.60 *	1788.93 *	1782.68 *	1776.53 *	1773.12 *
47.5	1588.95 *	1496.96 *	1415.15 *	1355.22 *	1332.93 *	1314.99 *	1300.26 *	1291.67 *	1286.72 *	1285.45 *
42.5	1293.26 *	1215.36 *	1164.26 *	1136.01 *	1120.15 *	1118.32 *	1120.06 *	1122.84 *	1127.02 *	1133.45 *
37.5	1122.60 *	1101.23 *	1125.65 *	1144.91 *	1137.54 *	1109.43 *	1092.13 *	1082.53 *	1074.65 *	1075.07 *
33.0	1124.99 *	1126.54 *	1049.86 *	991.10 *	959.49 *	943.36 *	940.46 *	940.47 *	942.77 *	945.21 *
29.0	1073.72 *	985.57 *	939.32 *	926.40 *	921.29 *	918.83 *	918.67 *	921.17 *	923.82 *	926.56 *
25.5	959.75 *	930.43 *	919.42 *	916.55 *	915.97 *	916.60 *	917.80 *	920.48 *	923.69 *	926.61 *
22.5	926.87 *	917.58 *	914.88 *	915.58 *	917.02 *	919.38 *	922.29 *	925.59 *	929.70 *	933.76 *
19.5	915.63 *	913.03 *	914.66 *	917.05 *	920.34 *	924.80 *	930.38 *	935.63 *	940.22 *	944.03 *
17.0	911.66 *	912.44 *	915.81 *	919.85 *	925.37 *	931.46 *	937.33 *	942.56 *	946.99 *	951.33 *
15.0	910.24 *	912.91 *	918.19 *	924.52 *	930.21 *	936.14 *	942.27 *	947.74 *	953.52 *	958.04 *
13.0	909.67 *	914.11 *	921.45 *	929.17 *	935.06 *	940.59 *	946.55 *	953.28 *	959.70 *	964.93 *
11.0	910.31 *	916.03 *	925.33 *	933.54 *	939.83 *	945.27 *	951.39 *	958.59 *	965.28 *	970.41 *
9.0	913.12 *	918.61 *	928.82 *	937.32 *	943.60 *	950.37 *	957.02 *	963.11 *	969.06 *	974.98 *
7.0	915.46 *	921.52 *	931.86 *	940.23 *	947.43 *	954.91 *	961.70 *	967.01 *	972.05 *	981.30 *
5.0	917.51 *	923.85 *	934.05 *	942.35 *	949.93 *	957.74 *	964.26 *	969.95 *	978.27 *	986.87 *
3.0	919.39 *	925.35 *	935.46 *	943.60 *	951.19 *	958.85 *	965.04 *	972.36 *	984.22 *	995.32 *
1.0	920.99 *	926.38 *	936.28 *	944.07 *	951.44 *	958.69 *	964.63 *	971.64 *	983.73 *	997.08 *
0.0	921.69 *	926.60 *	936.32 *	943.85 *	950.95 *	958.04 *	963.83 *	970.05 *	981.30 *	993.64 *
-1.0	921.39 *	926.52 *	936.30 *	943.91 *	951.06 *	958.23 *	963.88 *	970.51 *	982.20 *	994.62 *
-3.0	920.63 *	925.73 *	935.57 *	943.15 *	950.22 *	957.49 *	963.08 *	969.08 *	979.77 *	989.08 *
-5.0	919.70 *	924.37 *	934.36 *	941.78 *	948.63 *	955.86 *	961.54 *	965.35 *	971.87 *	978.80 *
-7.0	918.79 *	922.79 *	932.60 *	939.91 *	945.78 *	951.92 *	957.73 *	961.38 *	964.26 *	971.14 *
-9.0	917.59 *	920.90 *	929.70 *	936.38 *	941.26 *	946.96 *	952.61 *	956.99 *	960.80 *	964.06 *
-11.0	916.21 *	918.97 *	925.30 *	932.23 *	937.09 *	941.41 *	946.54 *	952.08 *	956.68 *	959.80 *
-13.0	915.89 *	917.32 *	920.86 *	927.29 *	932.00 *	936.02 *	940.79 *	945.90 *	950.73 *	954.94 *
-15.0	916.30 *	916.16 *	917.74 *	921.79 *	926.71 *	931.29 *	935.88 *	939.80 *	943.79 *	949.34 *
-17.0	917.94 *	915.46 *	916.32 *	917.22 *	920.93 *	926.02 *	930.62 *	934.32 *	937.35 *	943.69 *
-19.5	923.09 *	916.02 *	915.26 *	915.63 *	916.30 *	918.98 *	922.85 *	926.89 *	931.61 *	937.35 *
-22.5	938.20 *	922.39 *	915.76 *	914.75 *	914.89 *	915.01 *	915.75 *	917.26 *	922.57 *	927.90 *
-25.5	992.15 *	941.00 *	923.89 *	917.54 *	915.43 *	914.43 *	914.05 *	916.03 *	919.45 *	923.07 *
-29.0	1155.38 *	1020.17 *	958.11 *	936.50 *	927.64 *	921.68 *	919.30 *	920.61 *	922.78 *	925.29 *
-33.0	1135.78 *	1186.09 *	1125.69 *	1041.27 *	999.98 *	971.53 *	955.90 *	950.40 *	948.28 *	947.34 *
-37.5	1140.51 *	1114.39 *	1133.25 *	1171.01 *	1194.83 *	1198.60 *	1182.61 *	1152.93 *	1112.66 *	1089.32 *
-42.5	1335.24 *	1250.04 *	1195.47 *	1159.66 *	1138.47 *	1127.80 *	1125.50 *	1125.46 *	1127.30 *	1131.12 *
-47.5	1651.03 *	1559.60 *	1475.75 *	1415.80 *	1380.64 *	1351.99 *	1326.91 *	1308.95 *	1295.28 *	1285.81 *
-55.0	1869.88 *	1876.73 *	1866.16 *	1855.71 *	1846.76 *	1836.39 *	1826.91 *	1818.05 *	1808.24 *	1800.53 *
-65.0	1037.40 *	1185.42 *	1305.11 *	1367.11 *	1410.89 *	1445.80 *	1475.98 *	1499.68 *	1519.44 *	1535.44 *
-75.0	56.43	59.41	63.31	66.94	69.91	73.33	76.71	79.80	82.60	85.78
-85.0	11.52	12.38	12.89	13.32	13.65	13.98	14.60	14.82	15.04	15.26
-90.0	0.28	0.32	0.34	0.36	0.38	0.39	0.41	0.42	0.44	0.45

Vert. Angles	Horizontal Angles									
	-3.0	**-1.0**	**0.0**	**1.0**	**3.0**	**5.0**	**7.0**	**9.0**	**11.0**	**13.0**
90.0	0.05	0.02	0.00	0.00	0.00	0.00	0.00	0.00	0.00	0.01
85.0	14.91	15.02	15.07	14.83	14.34	13.85	13.36	12.87	12.39	11.49
75.0	85.11	86.67	87.45	86.14	83.51	80.89	77.34	74.17	70.91	67.57
65.0	1498.43 *	1498.01 *	1497.80 *	1493.00 *	1483.40 *	1462.65 *	1441.63 *	1416.14 *	1385.84 *	1350.10 *

Photometric Toolbox Professional Edition - Copyright 2002-2015 by Lighting Analysts, Inc.
Calculations based on published IES Methods and recommendations, values rounded for display purposes.
Results derived from content of manufacturers photometric file.

CANDELA TABULATION - (Cont.)

55.0	1769.93 *	1773.46 *	1775.22 *	1771.09 *	1762.82 *	1760.81 *	1758.67 *	1758.68 *	1759.26 *	1761.16 *
47.5	1283.58 *	1292.26 *	1296.60 *	1290.89 *	1279.49 *	1278.93 *	1277.97 *	1280.54 *	1286.21 *	1298.31 *
42.5	1139.40 *	1144.78 *	1147.47 *	1142.96 *	1133.95 *	1124.57 *	1114.88 *	1107.10 *	1101.01 *	1096.99 *
37.5	1077.95 *	1084.51 *	1089.71 *	1080.98 *	1066.91 *	1055.35 *	1044.88 *	1045.86 *	1051.95 *	1074.99 *
33.0	948.41 *	952.31 *	954.88 *	951.59 *	946.27 *	941.64 *	937.73 *	933.86 *	932.46 *	932.92 *
29.0	929.46 *	932.37 *	933.91 *	931.12 *	925.75 *	920.48 *	915.40 *	910.50 *	905.99 *	907.29 *
25.5	929.28 *	931.70 *	932.82 *	930.26 *	924.98 *	919.52 *	913.94 *	908.22 *	904.65 *	904.66 *
22.5	936.86 *	939.41 *	940.36 *	937.74 *	931.89 *	925.64 *	918.92 *	911.66 *	909.99 *	908.27 *
19.5	947.17 *	949.76 *	950.73 *	947.95 *	941.75 *	934.98 *	927.85 *	923.23 *	920.22 *	917.09 *
17.0	954.75 *	957.37 *	958.26 *	955.28 *	948.62 *	941.45 *	933.95 *	932.95 *	930.11 *	926.44 *
15.0	961.74 *	964.53 *	965.35 *	962.11 *	954.70 *	946.55 *	941.31 *	939.62 *	937.45 *	934.10 *
13.0	968.38 *	971.04 *	971.80 *	968.10 *	959.88 *	951.57 *	948.83 *	946.84 *	944.32 *	940.26 *
11.0	973.69 *	976.21 *	976.82 *	972.66 *	963.32 *	956.35 *	955.11 *	953.36 *	950.37 *	945.05 *
9.0	980.69 *	983.83 *	984.14 *	979.17 *	967.39 *	962.65 *	960.47 *	958.20 *	954.46 *	948.94 *
7.0	991.22 *	995.59 *	995.71 *	989.50 *	974.87 *	973.68 *	968.42 *	961.72 *	957.74 *	952.31 *
5.0	999.66 *	1007.66 *	1007.94 *	999.04 *	988.48 *	985.98 *	975.50 *	965.59 *	960.20 *	955.54 *
3.0	1003.61 *	1014.52 *	1016.67 *	1001.52 *	999.44 *	991.65 *	979.80 *	969.83 *	963.09 *	958.91 *
1.0	1007.15 *	1013.71 *	1020.81 *	1004.92 *	1003.53 *	998.21 *	987.75 *	975.61 *	966.53 *	961.44 *
0.0	1004.12 *	1008.80 *	1011.29 *	1009.25 *	1006.84 *	1000.62 *	990.03 *	977.26 *	967.65 *	962.30 *
-1.0	1003.40 *	1003.90 *	1020.71 *	1014.53 *	1006.55 *	999.91 *	989.17 *	976.89 *	967.87 *	962.85 *
-3.0	994.89 *	1003.25 *	1017.76 *	1013.19 *	1008.57 *	997.27 *	983.94 *	973.64 *	967.39 *	962.94 *
-5.0	987.70 *	1001.49 *	1009.90 *	1006.99 *	1000.25 *	995.78 *	982.89 *	972.33 *	967.38 *	962.13 *
-7.0	978.09 *	992.69 *	998.54 *	996.17 *	988.74 *	984.98 *	978.32 *	970.98 *	966.58 *	960.43 *
-9.0	970.60 *	981.35 *	985.77 *	984.35 *	979.41 *	975.91 *	972.65 *	969.06 *	964.83 *	958.44 *
-11.0	966.17 *	973.86 *	977.26 *	976.45 *	974.13 *	971.72 *	969.06 *	966.03 *	962.05 *	956.93 *
-13.0	962.37 *	969.02 *	971.90 *	971.43 *	969.63 *	966.80 *	963.91 *	960.90 *	958.47 *	954.18 *
-15.0	956.29 *	962.57 *	965.14 *	964.71 *	962.82 *	960.48 *	958.13 *	956.25 *	953.12 *	949.58 *
-17.0	949.66 *	955.06 *	957.38 *	957.28 *	956.31 *	954.81 *	952.68 *	950.59 *	947.29 *	943.02 *
-19.5	942.58 *	947.41 *	949.53 *	949.44 *	948.61 *	947.14 *	944.91 *	942.15 *	938.49 *	934.57 *
-22.5	932.83 *	937.34 *	939.27 *	939.08 *	938.01 *	936.46 *	934.74 *	932.93 *	931.29 *	929.23 *
-25.5	926.84 *	930.50 *	932.28 *	932.14 *	931.79 *	931.36 *	930.72 *	929.98 *	929.46 *	929.03 *
-29.0	928.18 *	931.27 *	932.93 *	932.77 *	932.74 *	933.04 *	933.92 *	935.40 *	938.19 *	941.13 *
-33.0	948.15 *	949.98 *	951.49 *	951.92 *	953.97 *	957.10 *	961.81 *	967.23 *	974.77 *	988.00 *
-37.5	1068.92 *	1055.47 *	1053.36 *	1056.55 *	1072.20 *	1094.92 *	1120.73 *	1160.07 *	1192.43 *	1212.16 *
-42.5	1135.19 *	1137.99 *	1139.39 *	1138.80 *	1137.62 *	1135.78 *	1134.62 *	1136.89 *	1142.50 *	1151.05 *
-47.5	1275.98 *	1277.43 *	1278.15 *	1279.60 *	1282.49 *	1297.17 *	1311.86 *	1330.78 *	1353.69 *	1382.65 *
-55.0	1792.43 *	1791.30 *	1790.73 *	1792.99 *	1797.51 *	1808.47 *	1818.64 *	1830.20 *	1841.25 *	1852.74 *
-65.0	1551.45 *	1557.24 *	1560.14 *	1555.20 *	1545.32 *	1524.30 *	1502.63 *	1475.97 *	1443.82 *	1405.61 *
-75.0	87.67	89.56	90.51	89.31	86.90	84.50	81.15	78.22	75.22	72.18
-85.0	15.47	15.69	15.80	15.54	15.01	14.48	13.95	13.42	12.90	11.96
-90.0	0.47	0.48	0.49	0.47	0.43	0.39	0.34	0.30	0.26	0.21

Vert. Angles	**Horizontal Angles**									
	15.0	**17.0**	**19.5**	**22.5**	**25.5**	**29.0**	**33.0**	**37.5**	**42.5**	**47.5**
90.0	0.01	0.01	0.01	0.01	0.07	0.13	0.21	0.30	0.39	0.39
85.0	10.89	10.28	9.53	8.66	8.80	8.91	8.99	9.14	9.14	8.50
75.0	64.33	61.07	57.14	53.32	52.24	50.53	47.93	44.49	6.16	35.27
65.0	1309.66 *	1260.37 *	1192.02 *	1106.89 *	1024.46 *	879.59 *	712.20 *	505.00 *	280.92 *	103.90
55.0	1763.05 *	1764.38 *	1768.94 *	1788.01 *	1803.03 *	1805.39 *	1767.31 *	1637.98 *	1407.96 *	1108.47 *
47.5	1313.23 *	1331.58 *	1373.02 *	1432.01 *	1504.45 *	1599.16 *	1712.54 *	1831.85 *	1835.64 *	1682.76 *
42.5	1098.10 *	1110.71 *	1133.27 *	1168.84 *	1223.44 *	1304.69 *	1430.81 *	1629.16 *	1812.82 *	1831.61 *
37.5	1115.68 *	1130.60 *	1117.20 *	1086.83 *	1088.19 *	1121.86 *	1213.40 *	1395.16 *	1660.09 *	1831.27 *
33.0	940.98 *	951.53 *	972.79 *	1031.86 *	1138.15 *	1097.68 *	1111.55 *	1235.21 *	1485.70 *	1764.25 *
29.0	911.33 *	917.03 *	926.78 *	941.49 *	969.36 *	1093.94 *	1100.51 *	1144.17 *	1351.57 *	1668.72 *
25.5	904.91 *	905.97 *	909.89 *	919.93 *	938.34 *	981.81 *	1154.15 *	1106.54 *	1263.37 *	1569.46 *

Photometric Toolbox Professional Edition - Copyright 2002-2015 by Lighting Analysts, Inc.
Calculations based on published IES Methods and recommendations, values rounded for display purposes.
Results derived from content of manufacturers photometric file.

IES FLOOD REPORT
PHOTOMETRIC FILENAME : EPL-SBDL-V2-50RT-24-1227-140DB-50K.IES

CANDELA TABULATION - (Cont.)

22.5	907.21 *	906.66 *	906.52 *	910.82 *	924.24 *	950.40 *	1081.35 *	1103.40 *	1204.51 *	1482.60 *
19.5	913.49 *	909.75 *	908.19 *	907.72 *	915.01 *	938.38 *	996.58 *	1144.94 *	1161.52 *	1408.08 *
17.0	921.73 *	916.83 *	910.24 *	908.13 *	910.51 *	929.41 *	971.49 *	1172.04 *	1135.97 *	1357.00 *
15.0	929.42 *	922.18 *	914.22 *	909.02 *	909.05 *	924.02 *	960.26 *	1166.57 *	1121.01 *	1324.03 *
13.0	934.56 *	927.74 *	918.56 *	910.44 *	908.51 *	919.37 *	954.11 *	1129.00 *	1113.68 *	1297.16 *
11.0	938.98 *	932.22 *	923.02 *	912.40 *	909.02 *	916.62 *	948.40 *	1080.70 *	1112.69 *	1273.84 *
9.0	942.22 *	935.74 *	927.05 *	915.59 *	910.90 *	915.19 *	944.70 *	1044.07 *	1115.91 *	1255.60 *
7.0	945.33 *	938.53 *	931.13 *	919.63 *	912.87 *	914.95 *	942.12 *	1020.73 *	1121.89 *	1241.73 *
5.0	949.38 *	942.41 *	934.53 *	923.51 *	914.88 *	915.38 *	940.35 *	1012.72 *	1130.52 *	1231.76 *
3.0	953.01 *	945.91 *	937.44 *	926.73 *	916.90 *	916.25 *	939.93 *	1006.27 *	1140.08 *	1221.43 *
1.0	955.90 *	948.70 *	939.84 *	929.32 *	918.74 *	917.37 *	940.32 *	1003.18 *	1143.40 *	1220.81 *
0.0	956.84 *	949.63 *	940.69 *	930.20 *	919.51 *	918.09 *	941.02 *	1003.79 *	1145.06 *	1220.50 *
-1.0	957.04 *	949.80 *	940.98 *	930.28 *	919.84 *	918.68 *	942.01 *	1008.58 *	1143.99 *	1222.76 *
-3.0	956.41 *	949.23 *	940.83 *	929.62 *	920.24 *	920.26 *	945.13 *	1022.83 *	1141.86 *	1227.27 *
-5.0	954.98 *	948.02 *	940.10 *	928.36 *	920.59 *	922.26 *	949.34 *	1041.32 *	1134.27 *	1241.71 *
-7.0	952.99 *	946.51 *	938.68 *	926.31 *	921.01 *	925.01 *	955.13 *	1062.38 *	1128.19 *	1255.93 *
-9.0	952.15 *	945.70 *	936.02 *	924.69 *	921.37 *	928.91 *	961.59 *	1097.93 *	1125.15 *	1274.37 *
-11.0	950.48 *	943.77 *	933.49 *	923.85 *	922.43 *	934.53 *	969.37 *	1141.68 *	1125.21 *	1297.62 *
-13.0	948.13 *	940.52 *	930.41 *	923.95 *	924.12 *	940.90 *	982.60 *	1185.62 *	1129.15 *	1326.64 *
-15.0	944.10 *	936.22 *	927.76 *	924.00 *	926.86 *	947.17 *	1000.72 *	1208.55 *	1140.52 *	1359.66 *
-17.0	937.62 *	931.65 *	925.95 *	924.42 *	930.71 *	955.47 *	1032.52 *	1195.77 *	1162.08 *	1398.96 *
-19.5	930.72 *	927.34 *	925.75 *	926.86 *	938.00 *	967.15 *	1086.87 *	1153.28 *	1196.12 *	1458.07 *
-22.5	927.85 *	926.76 *	927.21 *	933.52 *	951.06 *	988.27 *	1175.25 *	1123.40 *	1249.76 *	1543.91 *
-25.5	929.83 *	931.31 *	936.75 *	947.48 *	970.34 *	1056.35 *	1192.74 *	1136.20 *	1317.23 *	1640.06 *
-29.0	946.61 *	953.17 *	963.62 *	981.15 *	1033.31 *	1191.16 *	1126.99 *	1186.86 *	1417.88 *	1742.42 *
-33.0	1000.04 *	1020.85 *	1075.79 *	1157.13 *	1193.81 *	1129.49 *	1151.55 *	1293.38 *	1563.42 *	1834.05 *
-37.5	1207.58 *	1188.06 *	1161.19 *	1130.17 *	1134.86 *	1173.73 *	1274.81 *	1472.51 *	1741.25 *	1895.41 *
-42.5	1165.25 *	1184.80 *	1208.84 *	1246.36 *	1306.32 *	1393.71 *	1521.14 *	1717.13 *	1890.34 *	1880.53 *
-47.5	1418.42 *	1460.01 *	1498.65 *	1558.42 *	1624.91 *	1708.12 *	1810.95 *	1915.89 *	1895.12 *	1720.63 *
-55.0	1862.63 *	1871.18 *	1880.93 *	1893.44 *	1899.47 *	1889.79 *	1839.51 *	1698.90 *	1438.56 *	1112.53 *
-65.0	1361.78 *	1310.04 *	1239.36 *	1134.96 *	1039.60 *	884.19 *	701.65 *	483.54 *	261.26 *	96.48
-75.0	69.27	66.32	62.74	58.85	56.90	54.68	50.89	46.66	42.06	36.60
-85.0	11.32	10.68	9.86	8.90	9.02	9.13	9.22	9.37	9.24	8.54
-90.0	0.17	0.13	0.07	0.01	0.06	0.13	0.20	0.28	0.38	0.37

Vert. Angles	**Horizontal Angles**				
	55.0	**65.0**	**75.0**	**85.0**	**90.0**
90.0	0.25	0.06	0.17	0.38	0.48
85.0	6.06	2.71	0.93	0.47	0.48
75.0	25.77	13.90	9.17	1.85	0.48
65.0	55.59	34.85	16.60	5.42	0.48
55.0	484.88 *	57.31	28.77	8.35	0.48
47.5	1167.92 *	120.14	39.80	10.03	0.48
42.5	1498.00 *	343.42 *	47.02	11.01	0.48
37.5	1709.83 *	667.67 *	53.28	12.01	0.48
33.0	1798.61 *	913.22 *	58.38	12.62	0.48
29.0	1831.81 *	1098.39 *	62.07	13.19	0.48
25.5	1840.09 *	1245.07 *	65.22	13.65	0.48
22.5	1835.82 *	1332.34 *	67.53	14.04	0.48
19.5	1822.38 *	1405.31 *	70.08	14.39	0.48
17.0	1809.26 *	1454.03 *	72.43	14.66	0.48
15.0	1797.17 *	1489.13 *	74.36	14.86	0.48
13.0	1783.79 *	1517.71 *	76.13	15.03	0.48
11.0	1772.12 *	1542.08 *	77.96	15.49	0.48
9.0	1761.26 *	1560.83 *	79.57	15.53	0.48

Photometric Toolbox Professional Edition - Copyright 2002-2015 by Lighting Analysts, Inc.
Calculations based on published IES Methods and recommendations, values rounded for display purposes.
Results derived from content of manufacturers photometric file.

IES FLOOD REPORT
PHOTOMETRIC FILENAME : EPL-SBDL-V2-50RT-24-1227-140DB-50K.IES

CANDELA TABULATION - (Cont.)

7.0	1750.33 *	1576.34 *	80.94	15.58	0.48
5.0	1741.87 *	1588.73 *	82.81	15.62	0.48
3.0	1733.16 *	1601.15 *	83.25	15.66	0.48
1.0	1732.01 *	1605.11 *	83.70	15.73	0.48
0.0	1731.44 *	1607.09 *	83.92	15.73	0.48
-1.0	1734.20 *	1605.32 *	83.71	15.71	0.48
-3.0	1739.72 *	1601.79 *	83.29	15.67	0.48
-5.0	1752.51 *	1589.75 *	82.88	15.62	0.48
-7.0	1764.83 *	1577.68 *	81.06	15.58	0.48
-9.0	1779.24 *	1562.42 *	79.74	15.54	0.48
-11.0	1793.55 *	1543.81 *	78.20	15.50	0.48
-13.0	1808.41 *	1519.18 *	76.46	15.04	0.48
-15.0	1824.79 *	1490.03 *	74.79	14.87	0.48
-17.0	1839.47 *	1454.20 *	72.96	14.67	0.48
-19.5	1855.23 *	1404.36 *	70.75	14.41	0.48
-22.5	1869.74 *	1325.13 *	68.32	14.05	0.48
-25.5	1873.37 *	1237.91 *	66.04	13.66	0.48
-29.0	1862.46 *	1084.53 *	63.15	13.20	0.48
-33.0	1823.05 *	886.58 *	59.38	12.63	0.48
-37.5	1726.87 *	646.71 *	54.21	12.02	0.48
-42.5	1511.35 *	307.82 *	47.67	11.03	0.48
-47.5	1159.08 *	118.26	40.48	10.06	0.48
-55.0	457.86 *	60.17	29.18	8.36	0.48
-65.0	58.80	36.32	16.84	5.46	0.48
-75.0	26.64	14.30	9.23	1.89	0.48
-85.0	6.20	2.99	1.04	0.47	0.48
-90.0	0.23	0.05	0.16	0.37	0.48

Photometric Toolbox Professional Edition - Copyright 2002-2015 by Lighting Analysts, Inc.
Calculations based on published IES Methods and recommendations, values rounded for display purposes.
Results derived from content of manufacturers photometric file.

IES FLOOD REPORT
PHOTOMETRIC FILENAME : EPL-SBDL-V2-50RT-24-1227-140DB-50K.IES

LUMEN TABULATION
Average Of Right And Left Sides
Total Luminaire Lumens (one side of beam only) = 2696.23
Total Field Lumens (one side of beam only) = 2669.2
* Indicates Values Inside Field Edge

Vert. Angles	Horizontal Angles									
	0	1	3	5	7	9	11	13	15	17
90	0.01	0.02	0.02	0.02	0.02	0.02	0.02	0.02	0.02	0.02
85	0.16	0.30	0.30	0.29	0.28	0.27	0.25	0.24	0.23	0.27
75	2.41 *	4.81 *	4.76 *	4.69 *	4.61 *	4.51 *	4.39 *	4.25 *	4.09 *	4.85 *
65	4.98 *	9.93 *	9.88 *	9.80 *	9.71 *	9.60 *	9.47 *	9.31 *	9.13 *	11.12 *
55	3.50 *	6.98 *	6.95 *	6.93 *	6.91 *	6.89 *	6.87 *	6.86 *	6.85 *	8.58 *
47.5	1.86 *	3.69 *	3.67 *	3.65 *	3.62 *	3.60 *	3.59 *	3.58 *	3.59 *	4.53 *
42.5	1.70 *	3.38 *	3.34 *	3.31 *	3.29 *	3.27 *	3.26 *	3.28 *	3.29 *	4.10 *
37.5	1.40 *	2.78 *	2.75 *	2.73 *	2.72 *	2.71 *	2.71 *	2.73 *	2.76 *	3.45 *
33	1.15 *	2.29 *	2.27 *	2.26 *	2.24 *	2.22 *	2.20 *	2.20 *	2.20 *	2.78 *
29	0.99 *	1.98 *	1.97 *	1.95 *	1.94 *	1.92 *	1.90 *	1.89 *	1.88 *	2.33 *
25.5	0.86 *	1.70 *	1.69 *	1.68 *	1.66 *	1.65 *	1.63 *	1.62 *	1.60 *	1.98 *
22.5	0.86 *	1.72 *	1.71 *	1.69 *	1.68 *	1.66 *	1.64 *	1.62 *	1.60 *	1.98 *
19.5	0.73 *	1.45 *	1.44 *	1.42 *	1.41 *	1.40 *	1.38 *	1.36 *	1.34 *	1.65 *
17	0.59 *	1.17 *	1.16 *	1.15 *	1.14 *	1.13 *	1.11 *	1.10 *	1.08 *	1.33 *
15	0.59 *	1.17 *	1.16 *	1.15 *	1.14 *	1.13 *	1.12 *	1.11 *	1.09 *	1.33 *
13	0.59 *	1.18 *	1.17 *	1.16 *	1.15 *	1.14 *	1.13 *	1.11 *	1.09 *	1.34 *
11	0.60 *	1.19 *	1.18 *	1.17 *	1.16 *	1.15 *	1.13 *	1.12 *	1.10 *	1.35 *
9	0.60 *	1.20 *	1.19 *	1.18 *	1.16 *	1.15 *	1.14 *	1.12 *	1.10 *	1.35 *
7	0.61 *	1.21 *	1.20 *	1.18 *	1.17 *	1.16 *	1.14 *	1.12 *	1.11 *	1.36 *
5	0.61 *	1.22 *	1.21 *	1.19 *	1.18 *	1.16 *	1.14 *	1.13 *	1.11 *	1.36 *
3	0.62 *	1.23 *	1.21 *	1.20 *	1.18 *	1.16 *	1.15 *	1.13 *	1.11 *	1.36 *
1	0.31 *	0.61 *	0.61 *	0.60 *	0.59 *	0.58 *	0.57 *	0.57 *	0.56 *	0.68 *
0	0.31 *	0.61 *	0.61 *	0.60 *	0.59 *	0.58 *	0.57 *	0.57 *	0.56 *	0.68 *
-1	0.62 *	1.23 *	1.21 *	1.20 *	1.18 *	1.16 *	1.15 *	1.13 *	1.11 *	1.36 *

Photometric Toolbox Professional Edition - Copyright 2002-2015 by Lighting Analysts, Inc.
Calculations based on published IES Methods and recommendations, values rounded for display purposes.
Results derived from content of manufacturers photometric file.

LUMENS TABULATION - (Cont.)

-3	0.62 *	1.22 *	1.21 *	1.19 *	1.18 *	1.16 *	1.15 *	1.13 *	1.11 *	1.36 *
-5	0.61 *	1.21 *	1.20 *	1.19 *	1.17 *	1.16 *	1.14 *	1.13 *	1.11 *	1.36 *
-7	0.60 *	1.20 *	1.19 *	1.18 *	1.17 *	1.15 *	1.14 *	1.12 *	1.11 *	1.36 *
-9	0.60 *	1.19 *	1.18 *	1.17 *	1.16 *	1.15 *	1.14 *	1.12 *	1.10 *	1.35 *
-11	0.59 *	1.18 *	1.17 *	1.17 *	1.16 *	1.14 *	1.13 *	1.12 *	1.10 *	1.35 *
-13	0.59 *	1.17 *	1.17 *	1.16 *	1.15 *	1.14 *	1.13 *	1.11 *	1.09 *	1.34 *
-15	0.59 *	1.17 *	1.16 *	1.15 *	1.14 *	1.13 *	1.12 *	1.11 *	1.09 *	1.34 *
-17	0.73 *	1.45 *	1.44 *	1.43 *	1.42 *	1.40 *	1.39 *	1.37 *	1.35 *	1.67 *
-19.5	0.86 *	1.72 *	1.71 *	1.70 *	1.69 *	1.67 *	1.65 *	1.64 *	1.62 *	2.00 *
-22.5	0.85 *	1.71 *	1.70 *	1.69 *	1.67 *	1.66 *	1.65 *	1.63 *	1.62 *	2.01 *
-25.5	0.99 *	1.98 *	1.98 *	1.97 *	1.96 *	1.94 *	1.93 *	1.92 *	1.91 *	2.38 *
-29	1.15 *	2.29 *	2.29 *	2.28 *	2.27 *	2.27 *	2.27 *	2.27 *	2.29 *	2.92 *
-33	1.37 *	2.76 *	2.78 *	2.81 *	2.84 *	2.88 *	2.91 *	2.92 *	2.91 *	3.63 *
-37.5	1.67 *	3.35 *	3.37 *	3.39 *	3.42 *	3.46 *	3.48 *	3.47 *	3.44 *	4.25 *
-42.5	1.84 *	3.68 *	3.68 *	3.68 *	3.68 *	3.69 *	3.71 *	3.74 *	3.78 *	4.79 *
-47.5	3.51 *	7.01 *	7.03 *	7.06 *	7.08 *	7.11 *	7.14 *	7.17 *	7.20 *	9.03 *
-55	5.10 *	10.19 *	10.15 *	10.09 *	10.01 *	9.91 *	9.78 *	9.62 *	9.43 *	11.48 *
-65	2.51 *	4.99 *	4.94 *	4.86 *	4.77 *	4.65 *	4.52 *	4.37 *	4.19 *	4.95 *
-75	0.16	0.32	0.31	0.30	0.29	0.27	0.26	0.25	0.24	0.28
-85	0.01	0.02	0.02	0.02	0.02	0.02	0.02	0.02	0.02	0.02
-90										
Total	51.60	102.84	102.31	101.68	100.97	100.20	99.34	98.39	97.32	119.99

Vert. Angles	**Horizontal Angles**									
	19.5	**22.5**	**25.5**	**29**	**33**	**37.5**	**42.5**	**47.5**	**55**	**65**
90	0.02	0.02	0.02	0.03	0.03	0.02	0.02	0.02	0.01	0.00
85	0.30	0.28	0.30	0.31	0.30	0.23	0.17	0.24	0.17	0.07
75	5.37 *	4.81 *	4.78 *	4.26 *	3.29 *	1.99 *	0.90	0.70	0.50	0.20
65	12.83 *	12.17 *	13.12 *	13.25 *	12.30 *	10.24 *	7.05 *	5.66 *	2.19	0.37
55	10.35 *	10.41 *	12.13 *	13.63 *	14.52 *	14.31 *	11.65 *	11.20 *	4.86 *	0.46

Photometric Toolbox Professional Edition - Copyright 2002-2015 by Lighting Analysts, Inc.
Calculations based on published IES Methods and recommendations, values rounded for display purposes.
Results derived from content of manufacturers photometric file.

IES FLOOD REPORT
PHOTOMETRIC FILENAME : EPL-SBDL-V2-50RT-24-1227-140DB-50K.IES

LUMENS TABULATION - (Cont.)

47.5	5.54 *	5.70 *	6.89 *	8.19 *	9.51 *	10.45 *	9.51 *	10.71 *	5.63 *	0.63
42.5	4.86 *	4.85 *	5.77 *	6.88 *	8.24 *	9.69 *	9.62 *	12.08 *	7.59 *	1.26 *
37.5	4.13 *	4.14 *	4.79 *	5.46 *	6.42 *	7.75 *	8.22 *	11.32 *	8.28 *	1.76 *
33	3.40 *	3.50 *	4.14 *	4.65 *	5.20 *	6.17 *	6.78 *	10.03 *	8.21 *	2.01 *
29	2.79 *	2.82 *	3.40 *	4.00 *	4.41 *	4.99 *	5.52 *	8.59 *	7.69 *	2.06 *
25.5	2.34 *	2.33 *	2.73 *	3.30 *	3.73 *	4.08 *	4.45 *	7.19 *	6.87 *	1.95 *
22.5	2.33 *	2.29 *	2.65 *	3.13 *	3.63 *	4.01 *	4.25 *	7.02 *	7.04 *	2.08 *
19.5	1.94 *	1.90 *	2.18 *	2.49 *	2.98 *	3.35 *	3.42 *	5.73 *	5.96 *	1.82 *
17	1.56 *	1.52 *	1.74 *	1.96 *	2.37 *	2.67 *	2.68 *	4.52 *	4.82 *	1.50 *
15	1.56 *	1.52 *	1.73 *	1.95 *	2.34 *	2.64 *	2.64 *	4.47 *	4.86 *	1.53 *
13	1.57 *	1.52 *	1.73 *	1.94 *	2.30 *	2.60 *	2.61 *	4.43 *	4.89 *	1.56 *
11	1.57 *	1.52 *	1.73 *	1.94 *	2.27 *	2.57 *	2.59 *	4.39 *	4.91 *	1.59 *
9	1.58 *	1.53 *	1.73 *	1.94 *	2.24 *	2.54 *	2.58 *	4.36 *	4.92 *	1.61 *
7	1.58 *	1.53 *	1.74 *	1.94 *	2.23 *	2.54 *	2.58 *	4.34 *	4.94 *	1.62 *
5	1.59 *	1.54 *	1.74 *	1.94 *	2.22 *	2.54 *	2.58 *	4.32 *	4.95 *	1.64 *
3	1.59 *	1.54 *	1.74 *	1.94 *	2.22 *	2.54 *	2.58 *	4.32 *	4.95 *	1.64 *
1	0.80 *	0.77 *	0.87 *	0.97 *	1.11 *	1.27 *	1.29 *	2.16 *	2.48 *	0.82 *
0	0.80 *	0.77 *	0.87 *	0.97 *	1.12 *	1.28 *	1.29 *	2.16 *	2.48 *	0.82 *
-1	1.59 *	1.54 *	1.75 *	1.95 *	2.24 *	2.56 *	2.58 *	4.33 *	4.96 *	1.64 *
-3	1.59 *	1.54 *	1.75 *	1.95 *	2.25 *	2.57 *	2.59 *	4.34 *	4.96 *	1.64 *
-5	1.59 *	1.54 *	1.75 *	1.95 *	2.28 *	2.58 *	2.59 *	4.37 *	4.95 *	1.62 *
-7	1.58 *	1.54 *	1.75 *	1.96 *	2.31 *	2.61 *	2.61 *	4.40 *	4.95 *	1.61 *
-9	1.58 *	1.54 *	1.75 *	1.96 *	2.35 *	2.65 *	2.63 *	4.44 *	4.94 *	1.59 *
-11	1.58 *	1.54 *	1.75 *	1.98 *	2.39 *	2.68 *	2.65 *	4.49 *	4.92 *	1.56 *
-13	1.57 *	1.54 *	1.76 *	1.99 *	2.42 *	2.71 *	2.69 *	4.55 *	4.89 *	1.53 *
-15	1.57 *	1.54 *	1.77 *	2.03 *	2.45 *	2.73 *	2.74 *	4.61 *	4.86 *	1.50 *
-17	1.96 *	1.93 *	2.22 *	2.62 *	3.10 *	3.41 *	3.52 *	5.86 *	6.01 *	1.81 *
-19.5	2.36 *	2.33 *	2.72 *	3.30 *	3.79 *	4.10 *	4.39 *	7.20 *	7.09 *	2.07 *

IES FLOOD REPORT
PHOTOMETRIC FILENAME : EPL-SBDL-V2-50RT-24-1227-140DB-50K.IES

LUMENS TABULATION - (Cont.)

-22.5	2.38 *	2.38 *	2.85 *	3.47 *	3.85 *	4.20 *	4.63 *	7.39 *	6.91 *	1.94 *
-25.5	2.86 *	2.94 *	3.61 *	4.16 *	4.52 *	5.17 *	5.74 *	8.84 *	7.74 *	2.04 *
-29	3.61 *	3.70 *	4.32 *	4.78 *	5.36 *	6.42 *	7.06 *	10.30 *	8.24 *	1.97 *
-33	4.36 *	4.32 *	4.92 *	5.63 *	6.67 *	8.08 *	8.53 *	11.58 *	8.26 *	1.69 *
-37.5	5.03 *	5.04 *	6.01 *	7.18 *	8.60 *	10.07 *	9.92 *	12.29 *	7.51 *	1.17 *
-42.5	5.86 *	6.02 *	7.25 *	8.58 *	9.91 *	10.80 *	9.73 *	10.80 *	5.54 *	0.59
-47.5	10.88 *	10.90 *	12.65 *	14.13 *	14.96 *	14.62 *	11.76 *	11.07 *	4.70 *	0.46
-55	13.20 *	12.46 *	13.36 *	13.40 *	12.33 *	10.19 *	6.96 *	5.47 *	2.07	0.38
-65	5.45 *	4.83 *	4.75 *	4.17 *	3.14 *	1.90 *	0.88	0.70	0.51	0.20
-75	0.31	0.29	0.31	0.32	0.31	0.28	0.22	0.24	0.18	0.07
-85	0.02	0.02	0.02	0.03	0.03	0.02	0.02	0.02	0.01	0.00
-90										
Total	141.37	138.44	157.53	174.56	190.25	200.81	189.45	257.27	213.38	56.08

Vert. Angles	**Horizontal Angles**		
	75	**85**	**90**	**Total**
90	0.00	0.00	0.40
85	0.01	0.00	4.96
75	0.04	0.00	70.22
65	0.07	0.00	182.17
55	0.08	0.00	170.92
47.5	0.07	0.00	108.21
42.5	0.08	0.00	103.15
37.5	0.08	0.00	89.09
33	0.08	0.00	75.98
29	0.07	0.00	65.09
25.5	0.06	0.00	55.12
22.5	0.07	0.00	54.68
19.5	0.06	0.00	45.42
17	0.05	0.00	36.32

Photometric Toolbox Professional Edition - Copyright 2002-2015 by Lighting Analysts, Inc.
Calculations based on published IES Methods and recommendations, values rounded for display purposes.
Results derived from content of manufacturers photometric file.

LUMENS TABULATION - (Cont.)

15			
	0.05	0.00	36.31
13			
	0.05	0.00	36.27
11			
	0.05	0.00	36.26
9			
	0.05	0.00	36.27
7			
	0.05	0.00	36.34
5			
	0.05	0.00	36.41
3			
	0.05	0.00	36.48
1			
	0.03	0.00	18.26
0			
	0.03	0.00	18.27
-1			
	0.05	0.00	36.54
-3			
	0.05	0.00	36.55
-5			
	0.05	0.00	36.56
-7			
	0.05	0.00	36.58
-9			
	0.05	0.00	36.63
-11			
	0.05	0.00	36.70
-13			
	0.05	0.00	36.76
-15			
	0.05	0.00	36.82
-17			
	0.06	0.00	46.15
-19.5			
	0.07	0.00	55.69
-22.5			
	0.06	0.00	56.26
-25.5			
	0.07	0.00	66.64
-29			
	0.08	0.00	78.13
-33			
	0.08	0.00	91.91
-37.5			
	0.08	0.00	106.21
-42.5			
	0.07	0.00	111.41
-47.5			
	0.08	0.00	175.55
-55			
	0.07	0.00	185.63
-65			
	0.04	0.00	71.31

Photometric Toolbox Professional Edition - Copyright 2002-2015 by Lighting Analysts, Inc.
Calculations based on published IES Methods and recommendations, values rounded for display purposes.
Results derived from content of manufacturers photometric file.

LUMENS TABULATION - (Cont.)

-75			
	0.01	0.00	5.19
-85			
	0.00	0.00	0.41
-90			
Total	2.39	0.05	2696.23

Photometric Toolbox Professional Edition - Copyright 2002-2015 by Lighting Analysts, Inc.
Calculations based on published IES Methods and recommendations, values rounded for display purposes.
Results derived from content of manufacturers photometric file.

IES FLOOD REPORT
PHOTOMETRIC FILENAME : EPL-SBDL-V2-50RT-24-1227-140DB-50K.IES

AXIAL CANDELA DISPLAY

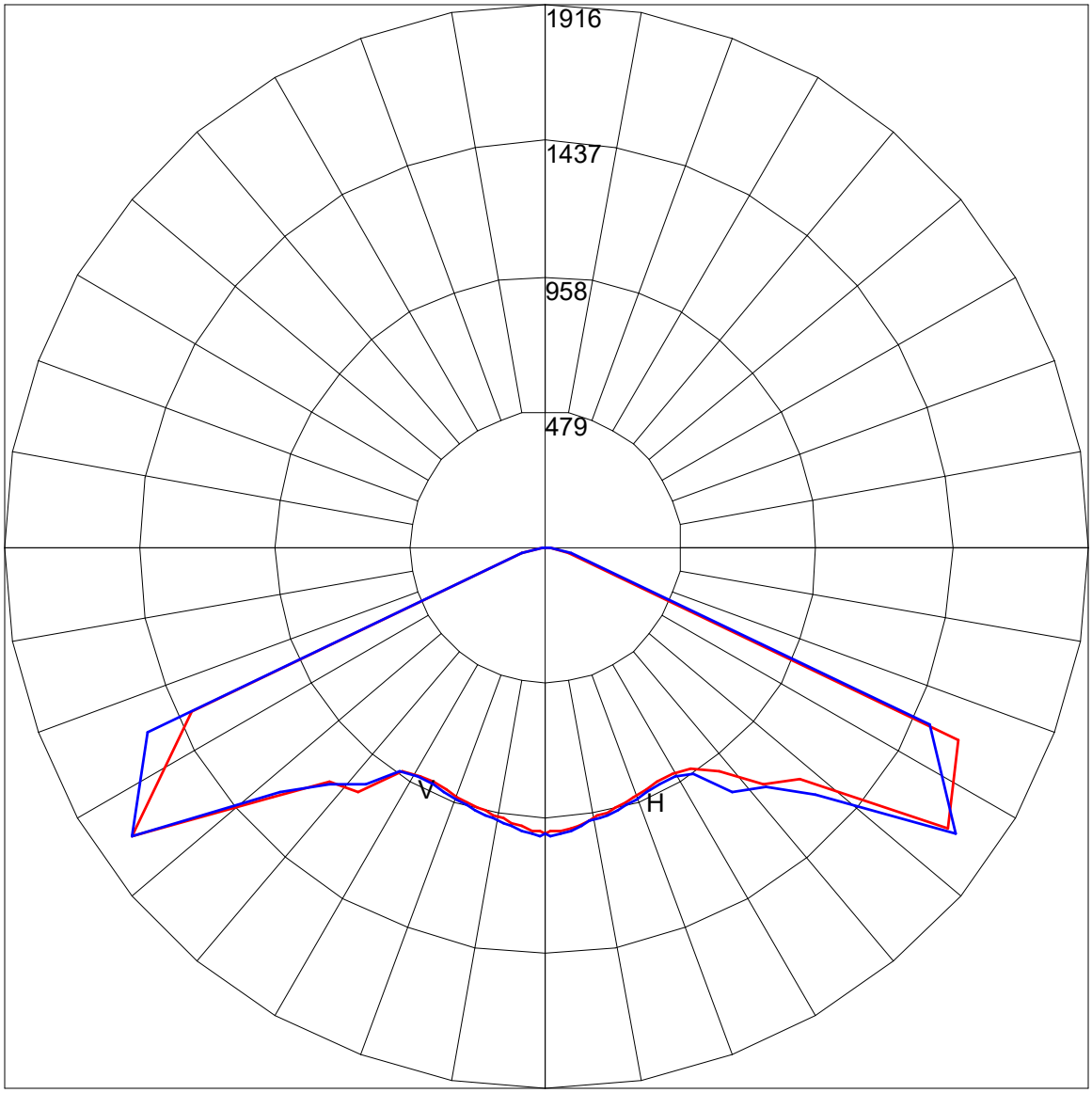

Maximum Candela = 1915.89 Located At Horizontal Angle = 37.5, Vertical Angle =-47.5
H - Horizontal Axial Candela
V - Vertical Axial Candela

Photometric Toolbox Professional Edition - Copyright 2002-2015 by Lighting Analysts, Inc.
Calculations based on published IES Methods and recommendations, values rounded for display purposes.
Results derived from content of manufacturers photometric file.

IES FLOOD REPORT
PHOTOMETRIC FILENAME : EPL-SBDL-V2-50RT-24-1227-140DB-50K.IES

ISOCANDELA CURVES

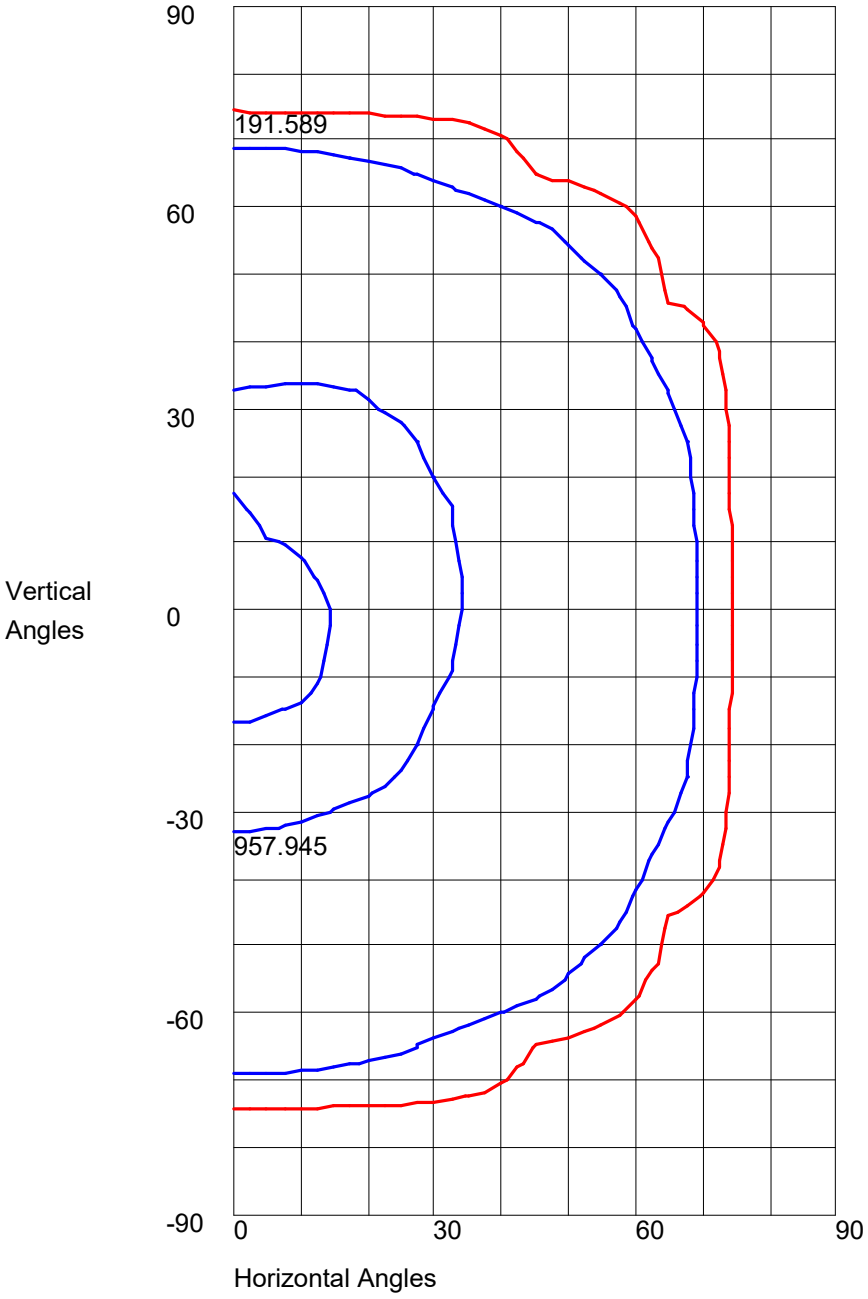

Maximum Candela = 1915.89 Located At Horizontal Angle = 37.5, Vertical Angle =-47.5
50% Maximum Candela = 957.945
10% Maximum Candela = 191.589